



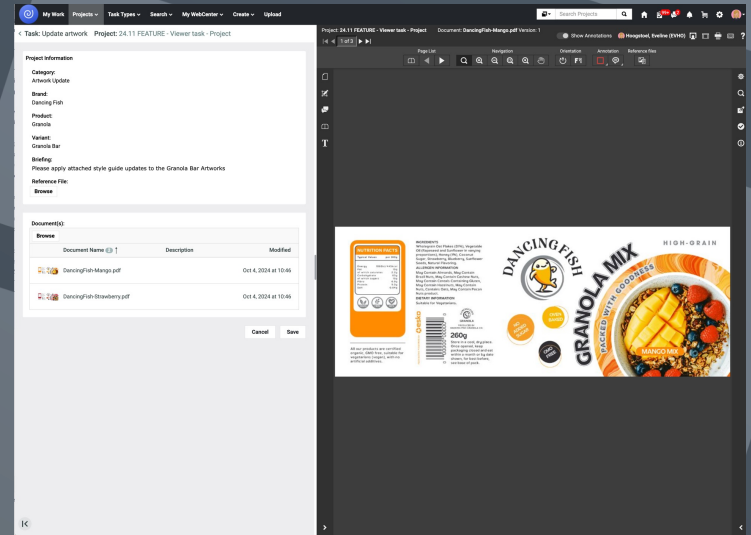
What's New in WebCenter 24.11



User Interface & Experience

Complete work faster with a powerful and intuitive user interface

- (24.11) Execute Tasks in the Viewer
 - Tasks can now be opened with a Dashboard form in the viewer. This allows users to seamlessly review and act on documents while managing task-related information, all within one cohesive view, reducing the need for switching tabs.
- (24.11) Improved Annotation Support for Multipage Documents
 - The Viewer now offers better annotation support for multipage documents. Users can view, manage, and navigate annotations across multiple pages, making it easier to work on complex documents.



Execute Tasks in the Viewer



HISTORY: (24.07) Reference Document View (24.07) Dashboard by default (24.03) Pin Columns for Customized Viewing (24.03) Enhanced Notification Preferences (24.03) Dashboard Task Creation Enhancements (24.03) Task Window Update: Save Without Closing (23.11) Dashboards Improvements to Protect Unsaved Work (23.11) Improved UX for Unprocessed MS Office Documents (23.11) Browser Navigation Enhancements























User Interface & Experience

Complete work faster with a powerful and intuitive user interface

The Dashboard framework in WebCenter is designed to enhance user experience and streamline workflows with its modern UX/UI and optimized blocks. It provides administrators with a powerful tool to create highly customizable dashboards. With each release, we continue to improve the framework by adding new blocks and enhancing existing ones.

- (24.11) Project Documents block
 - Improve Document Management by adding a Project Documents block to your Project Dashboards. The block displays all Project Documents and visible folders. Administrators can fully customize the columns displayed, while users benefit from live filtering and sorting to quickly locate the right document.
- (24.11) Document Reference enhancements
 - Improved user experience when only a single document is allowed in Dashboard forms.
 - Users can edit metadata fields for multiple documents in a single operation, simplifying the process of updating document properties.
- (24.11) Remember pinning and available columns
 - Creates a personalized user experience by remembering pinned columns and visible columns in both Dashboards and Search, ensuring consistency across sessions and reducing repetitive configurations.

Folders	Document Name  	Version Author	Modified
Project Documents 			
1 - Archived or Trash 	 DancingFish-Mango.pdf		Oct 18, 2024
11 - Prepress Source File 			
12 - Regulatory Submission Feedback 	 DancingFish-Strawberry.pdf		Oct 18, 2024
13 - Translations 			
14 - Translation Source File 			
2 - Artwork 			
3 - Artwork - Mark Up 			
4 - Artwork - WIP 			
5 - Assisted QA Reports 			
6 - Briefing 			
7 - Component 			
8 - Prepress 			
9 - References 			

Project Documents Block



WebCenter VDP

Streamline view and approval of promotional variants

The VDP Module is designed to streamline the review and approval process for promotional variants in digital printing. This innovative module allows users to effortlessly load, view, and approve variant data—ranging from images and text to barcodes—directly within the artwork template.

- (24.11) Annotating Variants
 - Facilitates targeted feedback by allowing users to add annotations to specific variants, linking each annotation to its corresponding variant, which makes it easier for reviewers to identify which variant the feedback pertains to.



Annotating Variants



Named Configuration Management

Testing and updating WebCenter with specialized tools

- (24.11) Improved Named Configuration Migration and Management
 - Easily migrate global preferences and Lists by including them in Named Configurations. Global preferences, such as Password Settings, Security Settings, Structure Content Settings and Packaging Content Settings, as well as Custom Lists and Scriptable Lists are now supported in Named Configurations for indexing, comparison, and migration.
- (24.11) Read-Only Overview of Named Configurations
 - Users can now print or copy a detailed, read-only overview of the Named Configuration contents, simplifying documentation and reporting processes.

Named Configurations	
24.11 Named Configuration	
Details	
Name	24.11 Named Configuration
Description	
Configuration Items	
Type	Name
Task Type	EVHO_Multiple Documents
Dependencies	
Type	Name
Attribute	Attribute 01
Attribute	Attribute 02
Attribute	Attribute 03
Attribute	Attribute 04
Attribute	Attribute 05
Attribute	Attribute 06
Attribute	Attribute 07
Attribute	Attribute 08
Attribute	Attribute 09
Attribute	Attribute 10
Attribute	Attribute 11
Attribute	Attribute 12
Attribute	Attribute 13
Attribute	Attribute 14
Attribute	Attribute 15
Attribute	Attribute 16
Attribute	Attribute 17



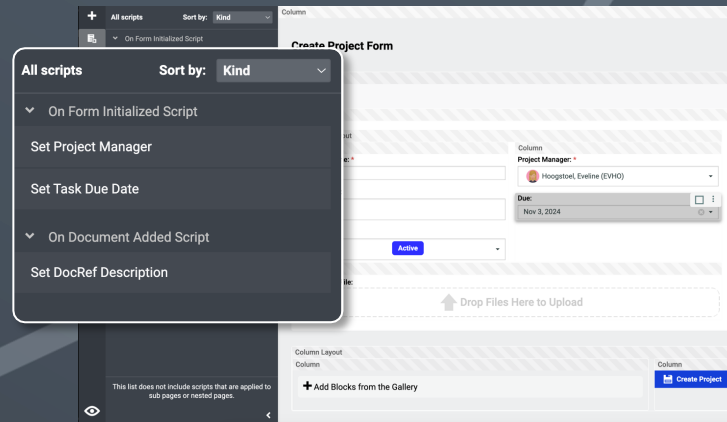
Read-only overview of a Named Configuration



Configuration Enhancements

Configure and administer WebCenter easier, faster and with less clicks

- (24.11) Scripted Lists
 - Supports broader use cases and improves migration by splitting lists into three types:
 - Document-Based List: The original format, with data uploaded via XML or Excel files.
 - Custom List: Maps to a pre-existing database table or view, eliminating the need for document uploads.
 - Scriptable View List: A new type mapped to a customizable SQL script for greater flexibility.
- (24.11) Script Manager in Dashboard Builder
 - The Scripting Manager in the Dashboard Builder consolidates all scripts into a single list, making it easier for administrators to locate specific scripts and quickly access the block configuration where each script is defined. This makes the configuration and troubleshooting of scripts much faster for Administrators.



Script Manager in Dashboard Builder

HISTORY: (24.07) Improved JavaScript Rule Creation (24.07) Synchronize Project Attributes to Task Specifications (24.07) Forms for completed Tasks are now fully read only (24.03) Enhanced Workflow Editor: Direct Access to Task Types and Sub-Workflows (24.03) Task Creation from Dashboard (24.03) Automatically Populate Document Reference Forms (24.03) Automatically Populate Project and Task Forms (24.03) Customizable Document Viewer Modes (24.03) Enhanced Named Configuration Migration and Management (23.11) Named Configuration Detail Panel (23.11) Named Configurations & Migration Enhancements (23.11) Named Configurations Boundary Feature (23.07) Improved Attribute Labels (23.07) Named Configurations (Import/Export) (23.03) New Feature! Identify and work with Named Configurations



General Enhancements

- (24.11) Remember Pinned Columns State
 - *Enhances the user experience by remembering the pinned column state and available columns for users in Dashboards and Search.*
- (24.11) Secure Download Link Support in Carts
 - *Improves security and convenience in file sharing by allowing users to generate secure download links for selected files within carts.*
- (24.11) Regenerate View Data Action
 - *A new option to regenerate view data for Graphic Documents directly from the Document Actions, making it easier to refresh View Files for a selection of Documents.*
- (24.11) Proof Report (Beta)
 - *The Proof Report in WebCenter consolidates approval, annotation details, and metadata of a document into a single report, ensuring that all aspects of the document approval process are well-documented and easily accessible.*
 - *Contact Esko if you would like to test this new feature.*

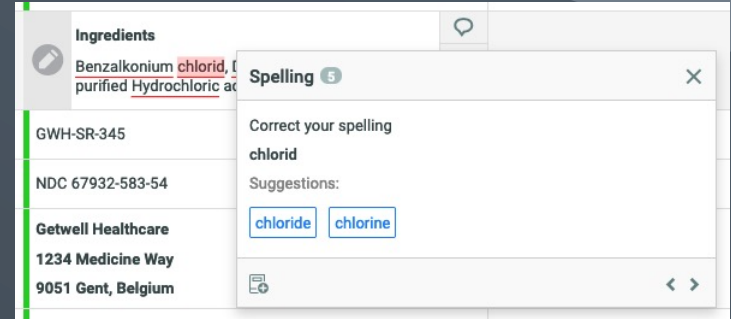
HISTORY: (24.07) Pinned Columns via Configuration (24.07) Audit Trail for Lists (24.07) Duplicating Documents Triggers "On Document Added" Script (24.07) Expire My Sessions Enhancement (24.07) Allow calling local WebCenter SDK as current User and XML Support (24.03) Secure Download Link with Verification (24.03) Integration Capability with GlobalVision Verify (24.03) Search Text in Microsoft Office Documents (23.11) Move or Copy Node Enhancement (prevent auto-naming) (23.11) Enhanced User Administration Permissions (23.11) Enhanced Project History Permissions (23.11) Send Multiple Reference Files for Text Compare (23.11) Expanded SDK Functionality with Flexible Admin Rights (23.11) Save Tasks Progress

Content Management for Packaging

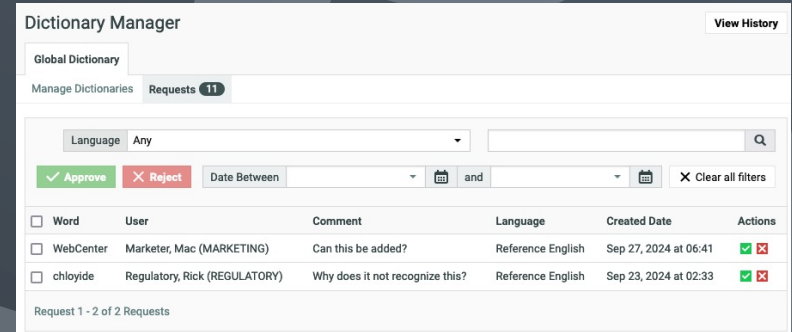
Produce error free packaging by standardizing the content collection process and to automate the flow of content into artwork

Managing consistent text across packaging content is now easier with the introduction of Spell Checking in the Content Management for Packaging module. This feature brings centralized control over spell-checking, ensuring uniformity and reducing errors.

- (24.11) Highlight Misspelled Words in Text/Table Content
 - When global spell check is enabled, non-matching words are underlined in red for quick identification and correction.
- (24.11) Review and Correct Spelling Mistakes
 - Users can easily review misspelled words with suggestions and correct them directly from the editor.
- (24.11) Request updates to Global Dictionary
 - Misspelled words can be submitted for approval to the Global Dictionary, enabling users to standardize terms.
- (24.11) Manage Dictionaries
 - Admins can fully control custom dictionaries through the Dictionary Manager page. This page allows admins to manage existing dictionaries or create new ones. Admins can add new dictionaries using predefined language options, delete unnecessary dictionaries, and review or search for specific words.
 - Grant more users the ability to manage dictionaries by giving the permissions to a designated group.



Highlight Misspelled Words



Manage Dictionaries



HISTORY: (24.07) Content Sheet Discussions (24.07) Modernized Export to PDF Report (24.07) Pinned Columns via Configuration (Continued) (24.03) Even Faster Loading of Content Sheets (24.03) Improved Rich text Controls (24.03) Translation Filtering for Text Statements (24.03) Content Sheet Approval - Discussion Improvements (24.03) Integrate ICXML SDK call with barcode generation backend (23.11) Faster Loading of Content Sheets

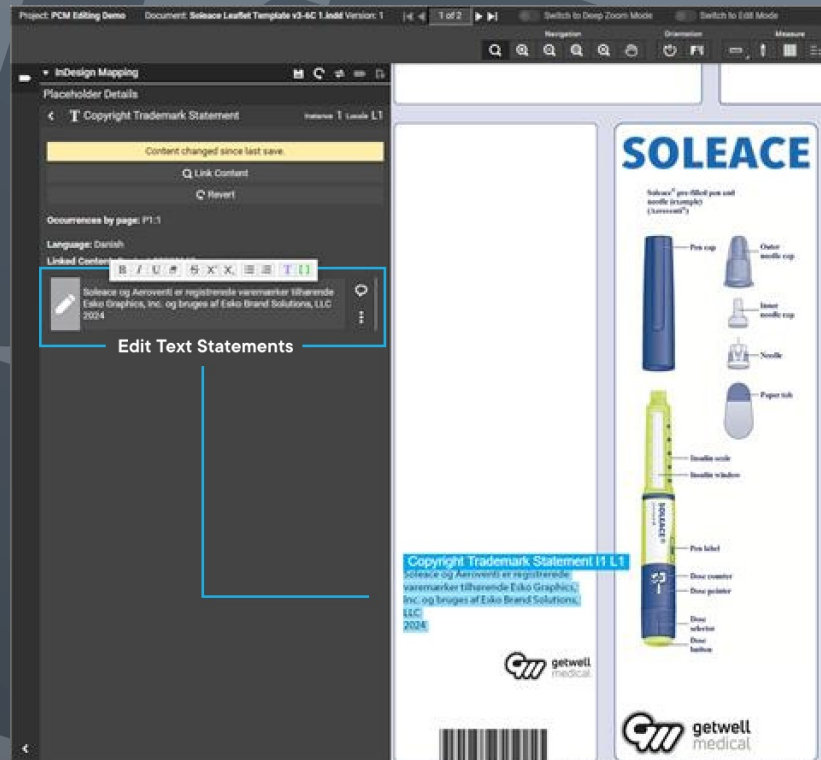


Content Management for Life Sciences

Standardizing the process to define and approve document content and automate the flow of content into output templates

■ (24.11) InDesign Previewer Enhancements

- **Previewer Barcode Support:** Place generated barcodes from the InDesign viewer. This enhancement streamlines workflows by enabling barcode previews and configuration directly in the viewer.
- **Edit Text Statements:** In addition to previewing, text statements may now be edited within the previewer. For InDesign artwork, this means context can be fully realized when managing content sheets.
- **Edit Leaflet Content:** Now the Fonto Editor can be opened directly from the InDesign viewer, providing critical context to ensure all changes are made properly.



Edit Text Statements



HISTORY: (24.07) Updating Content from InDesign Previewer (24.03) Fonto Editor Upgrade 8.6: Enhanced Language and Comparison Features (24.03) Revert a Topic in Structured Content Editor (24.03) InDesign Content Previewer (23.11) Improved Support for Reference Content Libraries (23.11) InDesign Template Selection Improvements



Plug-ins for Adobe

(24.11) WebCenter Tasks Plugin [InDesign] – Rules

When building artwork templates in InDesign, several rules will be available to ensure content appears according to artwork requirements, including:

- Preflight:** Automatically checks for errors like text overflow and missing fonts before artwork is finalized, to ensure designs are error-free without having to open InDesign.
- Text Fit:** Resizes text to fit perfectly within its assigned frames, ensuring proper scaling. This keeps the layout consistent while following minimum font size requirements are respected.
- Remove:** Deletes unused placeholders from the artwork. Allows for more general use templates while keeping the layout clean.
- Color:** Automates the application of colors to shapes and text based on preset design rules. Provides higher degree of consistency while keeping with product color standards.
- Language Map:** Applies alternate fonts to text depending on the situation; like when the character set changes. This simplifies the management of multi-lingual designs by automatically adjusting fonts.
- Alternate Layouts:** Allows a template to be used for multiple layouts, for different orientations or placement of columns. This means fewer templates to manage and more adaptability based on the situation.

