

WebCenter Tasks Plug-in 23.11 Release Notes

Contents

1. Introduction.....	2
1.1. Highlights of 23.11 Release.....	2
2. Release Content.....	2
3. Licensing	2
4. Knowledge Base	2
5. Installation.....	2
6. Supported Platforms and Applications	2
6.1. Supported Software Operating Systems	2
6.2. Supported Applications.....	2
7. System Requirements.....	3
8. Supported Authentication modes.....	3
9. New features and enhancements in WebCenter Tasks plug-in 23.11.....	3
9.1. Activate Annotation Tool.....	3
9.2. Show/Hide Filter Toggle Button	3
9.3. Content Tab.....	4
9.4. Template Tagger.....	4
10. Known issues and Limitations	5
10.1. Annotations are not highlighted in correct positions when AI annotations are overlaid on Esko PDF.....	5
10.2. Inconsistent behavior within tagged text frame when replaced with new element type using template tagger.	5
10.3. Download.html page is not opened in the connected WebCenter instance.	5

1. Introduction

This document gives an overview of the new features in WebCenter Tasks plug-in 23.11 release. It only covers the changes since WebCenter Tasks plug-in 23.07 release.

1.1. Highlights of 23.11 Release

Following are the new features and enhancements offered in WebCenter Tasks plug-in 23.11 release:

- Support to “Activate Annotation Tool” from the artwork in the plugin in Adobe® Illustrator®.
- Support to “Show/Hide Annotations Filter Toggle Button” in the plugin in Adobe® Illustrator®.
- Support to “Referenced Barcode” in the Adobe® InDesign®, Adobe® Illustrator®, Adobe® Photoshop®.
- Support to “Template Tagger” in the Adobe® InDesign®.

2. Release Content

The Esko Software Suite for WebCenter Tasks plug-in 23.11 contains:

- WebCenter Tasks plug-in 23.11 installers.
- WebCenter Tasks plug-in 23.11 Release Notes (this document).

3. Licensing

WebCenter Tasks requires plug-in license. This license must be configured on WebCenter server.

4. Knowledge Base

You can use the Esko Knowledge Base to find articles containing tips and tricks to Esko related products here:

<https://www.esko.com/en/Support/Documentation>

5. Installation

You can download and install WebCenter Tasks plug-in from here:

<https://www.esko.com/en/support/downloadsandlicenses/free-software>

6. Supported Platforms and Applications

6.1. Supported Software Operating Systems

- 11 (Big Sur), 12 (Monterey), 13 (Ventura)
- Windows 10, Windows 11

6.2. Supported Applications

- Adobe® Illustrator® 2022, 2023 and 2024
- Adobe® InDesign® 2022, 2023 and 2024
- Adobe® Photoshop® 2022, 2023 and 2024

7. System Requirements

Following ports are required for proper functioning of the plugin:

- Port 24681 for Adobe® Illustrator®
- Port 24682 for Adobe® InDesign®
- Port 24683 for Adobe® Photoshop®

8. Supported Authentication modes

WebCenter Tasks plugin uses the WebCenter login page to authenticate the user. It therefore supports every authentication scheme that WebCenter supports from this page. Currently the authentication schemes are:

- Basic authentication – username and password
- LDAP
- SAML

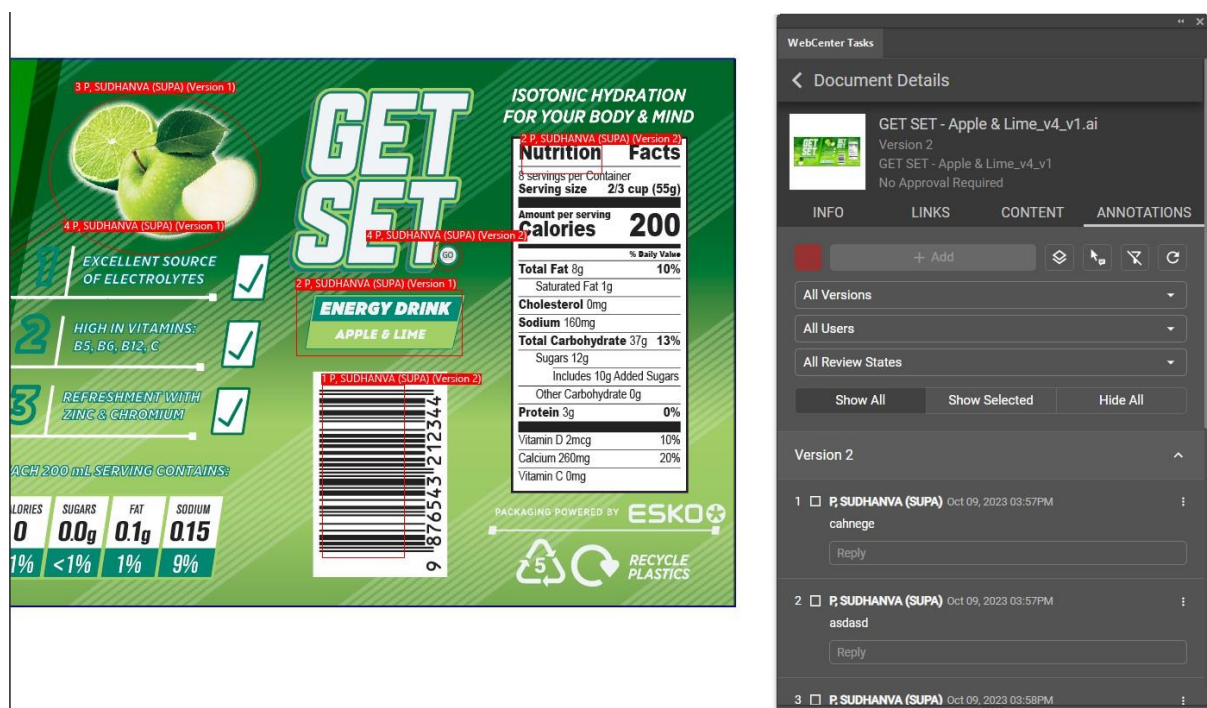
9. New features and enhancements in WebCenter Tasks plug-in 23.11

9.1. Activate Annotation Tool

From the new version of the plugin, annotations can be selected on the artwork using the button “Activate Annotation Tool” which in turn highlights the selected annotation in the plugin panel.

9.2. Show/Hide Filter Toggle Button

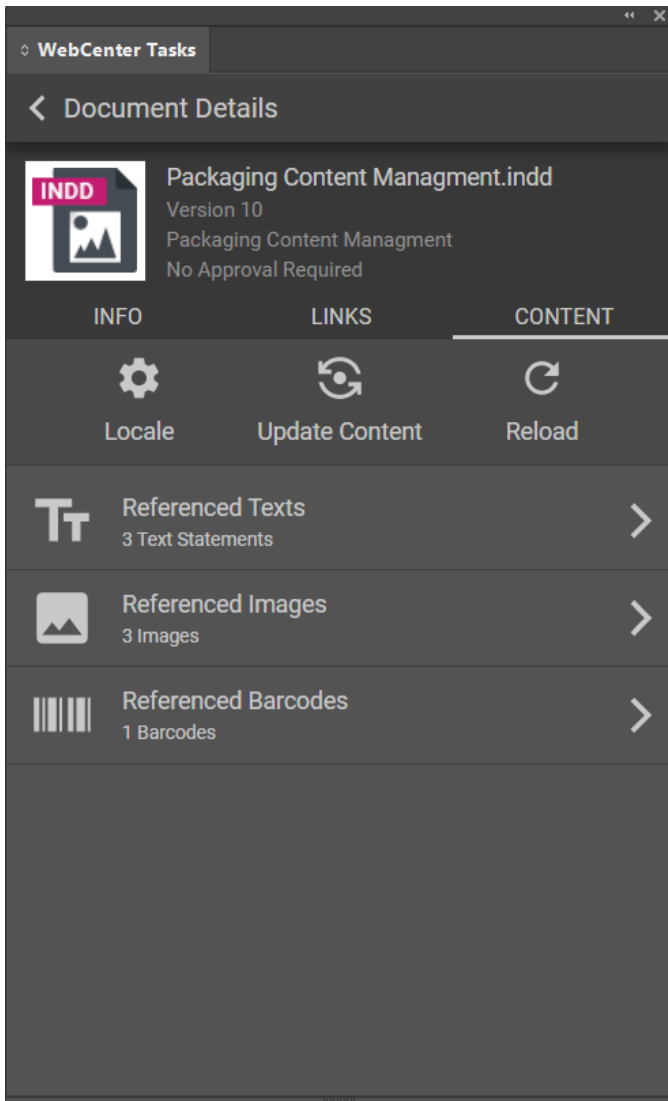
From the new version of the plugin, filters are hidden by default. It can be toggled between show or hide using the filter toggle button, which in turn shows the filters such as (a) Versions drop down, (b) user filter drop down, (c) review state filter drop down.



9.3. Content Tab

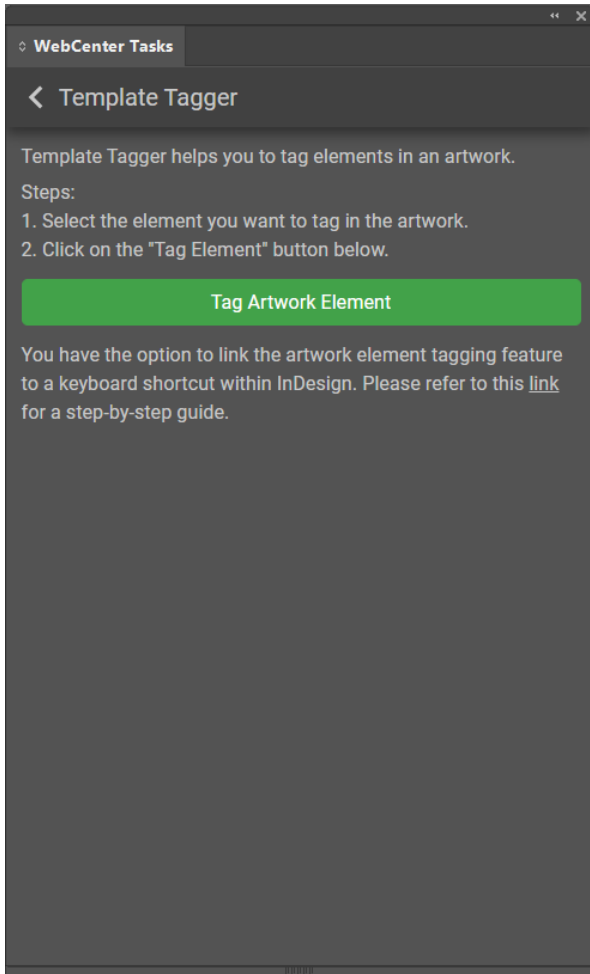
In older versions of the plugin, user had to navigate back or forth from the Document Details page to refresh the PCM contents. In 23.11 we have simplified this by providing a “Reload” button in the content tab.

“Update Content” button is shown by default in the plugin. WebCenter admin can configure “**showUpdateContent**” value to false in plugin preferences to hide the button in the plugin. The same configuration setting also hides “Update Images” and “Update Barcode” button in the “Referenced Images” and “Referenced Barcodes” view.



9.4. Template Tagger

This section consists of support for Template Tagger in plugin. On navigating to Template Tagger from Home view, Template Tagger view loads with a description and steps to use. “**Tag Artwork Element**” button to tag the element in an artwork and below that a hyperlink of KB article page for further information on Template Tagger.



10. Known issues and Limitations

10.1. Annotations are not highlighted in correct positions when AI annotations are overlaid on Esko PDF

JIRA issue: WCRCON-5245

When annotations are overlaid from AI document on Esko PDF, annotations are not highlighted in the expected positions. This issue occurs with few Esko PDF documents.

10.2. Inconsistent behavior within tagged text frame when replaced with new element type using template tagger.

JIRA issue: WCRCON-5421

When there are multiple tagged elements in a text frame and if user tries to update the text frame tag, the behavior is inconsistent.

10.3. Download.html page is not opened in the connected WebCenter instance.

JIRA issue: WCRCON-5457

When user clicks on "Download Installer" it downloads the "Download.html" file in the user downloads folder.