

WebCenter 18.0.1 Release Notes

1. Introduction

This document gives an overview of the new features and changes in WebCenter 18.0.1. It only covers the changes since WebCenter 18.0

If you are updating from WebCenter 18.0 or earlier versions, we advise your reading the release notes of all versions between your current version and WebCenter 18.0.1. You can find these on the documentation page of WebCenter:

<https://www.esko.com/en/Support/Product?id=WebCenter&ver=18>

For System Requirements, see: [WebCenter system requirements - Product overview page](#).

1.1 Highlights of the 18.0.1 Release

WebCenter 18.0.1 is a minor release on top of the recently released WebCenter 18.0 release. Focus is on bug-fixing and closing functional gaps revealed in previous version. The main changes are:

1. [Support for Right to Left reading Languages in Discussions, Viewer Annotations, Attributes and Notifications sent from the Notification workflow node](#)
2. [Project and \(Project\) Template Export/Import extended to support Document Reference Categories, simple List types and icons for Project Status, Task Status and Task Type](#)
3. [Improved support for Document References in workflows](#)
4. [Improved behavior of Document References and Components during Project creation](#)
5. [Integration between CHILI viewer \(Option\) and WebCenter Packaging Content Management \(Prime only\)](#)

2. Contents

1.	Introduction	1
1.1	Highlights of the 18.0.1 Release	1
2.	Contents	2
3.	Release Content	3
4.	Licensing and IT Requirements	3
4.1	Licensing	3
4.2	IT Requirements	3
5.	Knowledge Base	3
6.	New and changed features in WebCenter 18.0.1	3
6.1	Workflow Connection	3
6.2	Workflow improvements	4
6.2.1	Select Document from Document References	4
6.2.2	Copy Document Attribute Values node improvements	4
6.2.3	Create Project node improvements	4
6.2.4	Set Project/Document/Workflow attributes/specification node and Create Project/Task node improvements	4
6.2.5	Extensions to the JavaScript Node API	4
6.2.6	Export CHILI Documents to PDF	4
6.2.7	Import CHILI Document Text and Images	5
6.3	Import/Export Improvements	5
6.3.1	Support for List Import/Export	5
6.3.2	Support for Status and Task Type Icons	6
6.3.3	Support for Document Reference Categories	6
6.4	Right-To-Left support	6
6.5	Search Improvements	6
6.5.1	New SmartNames	6
6.5.2	Text Content Search Changes	7
6.6	Document Reference Improvements	Error! Bookmark not defined.
6.6.1	Local/Remote column improvements	7
6.6.2	Document references and Components in Templates	7
6.6.3	Uploading new version of a referenced document	8
6.7	PCM (WebCenter Prime) and CHILI (Option) Improvements	8
6.7.1	Content Preview	8
6.7.2	Preview of Attribute Category for documents	8
6.7.3	Enabling CHILI editor in preview	8
6.7.4	Customized fonts in PCM	8
7.	Known issues and limitations	9
7.1	First Search Index rebuild	9
7.2	WebCenter iOS App limitations	9
7.3	Export/Import of document reference properties	9
7.4	Login tracking Export for Named User Licenses	9
7.5	Inherit Previously Submitted Approvals does not work with page lists	9
7.6	RTL Support	9
8.	Additional Upgrade notes	9
8.1	Cleaning up old search indexes	9
9.	Solved customer issues	10

3. Release Content

The Esko Software Suite for WebCenter 18.0.1 contains:

- Platform 18 (June 2018) WebCenter DVD that includes WebCenter 18.0.1 and ArtiosCAD 18.0 Enterprise installer ¹⁾²⁾³⁾
 - Platform 18 (June 2018) Engines Software Installation DVD with Automation Engine 18.0 or later.
 - WebCenter Release Notes (this document; also present on the installation DVD)
 - ArtiosCAD Enterprise and WebCenter Documentation (PDF format)
- 1) *An update to ArtiosCAD 18.0 Enterprise build 1070 or later is mandatory for WebCenter 18.0 (on the application server only).*
 - 2) *An update of the License Manager (installed from the ArtiosCAD installer) is mandatory when updating from WebCenter 18.0 or older.*
 - 3) *Installation of boards and ArtiosCAD defaults is mandatory to work correctly with CAD documents in WebCenter.*

4. Licensing and IT Requirements

4.1 Licensing

WebCenter 18.0.1 requires the WebCenter 18 licenses. You need to install the new ArtiosCAD 18.0 and the new License servers, local License Manager and Network License Manager.

No functional change has been done on the licensing.

4.2 IT Requirements

The responsive WebCenter UI is optimized to work on the latest generation of all major browsers (mobile and desktop): Internet Explorer, Edge, Chrome, Firefox, and Safari. Internet Explorer 10 and older are not supported for use with WebCenter 18.x.

Read also the [Installation Guide](#) and [System Requirements](#). See <https://www.esko.com/en/support/product?id=WebCenter>.

5. Knowledge Base

You can use the Esko Knowledge Base to find articles containing tips & tricks to Esko related products.

Esko Knowledge Base (all products): <https://www.esko.com/en/Support/Documentation/>

All articles related to WebCenter:

<https://www.esko.com/en/Support/SearchResult?product=WebCenter&Keyword=WebCenter>

To limit your search, edit the Knowledge Base Search field to contain both WebCenter and your own criteria. The special keywords AND and OR can be used with brackets and wildcard characters (? and *) to refine the search.

6. New and changed features in WebCenter 18.0.1

6.1 Workflow Connection

It is now possible to use **Project ID** SmartName in the Order ID, Suborder ID and Job Name fields.

6.2 Workflow improvements

6.2.1 Select Document from Document References

The Select Document node in the workflow editor is extended with options to select documents from a Project Document Reference or a Task Document Reference.

6.2.2 Copy Document Attribute Values node improvements

A new option “**Only select tagged source Document from the incoming Documents**” is added to the **Copy Document Attribute Values** workflow node. When the option is selected, the source document is looked up from the incoming documents instead of selecting all documents with the given source document tag in the workflow. This allows bulk tagging of documents earlier in the workflow, but when a set of documents reaches the Copy Document Attribute Values node, the only Source Document that is selected from the list of tagged Documents is the one that is part of the documents of the incoming token.

6.2.3 Create Project node improvements

When creating a new project using the **Create Project** workflow node, you can specify values for the new project attributes. In WebCenter 18.0.1, we added support for copying **Document Reference** attributes values. References to the exact document versions are copied along with the properties to the new project attributes. The new values will replace the ones from the template (if a template was used to create the project).

6.2.4 Set Project/Document/Workflow attributes/specification node and Create Project/Task node improvements

All the nodes where you can set document reference attributes (Set Project Attributes node, Set Document Attributes node, Set Workflow Specification node, Task node specifications tab and Create Project attributes tab) now also accept **Document Version IDs**.

This means you can for example use the Document Version ID SmartName to set incoming documents in a document reference attribute of a project, document or task. Multiple IDs (potentially coming from multiple smartnames) can be specified by using the multi-value separator `<space>|<space>`.

6.2.5 Extensions to the JavaScript Node API

The Execute JavaScript Node API has been extended with methods to get task date information:

- **getCreatedDate()**
- **getEstimatedDate()**
- **getCompletedDate()**
- **getStartedDate()**

See [WebCenterJavaScriptAPI.pdf](#) for a detailed description of these methods.

The Rule Engine Execute JavaScript action got the same extensions.

6.2.6 Export CHILI Documents to PDF

Use this workflow node to export CHILI documents to PDF format. You can specify the target location of the exported PDF document including the Target Project, Target Folder and Document Name. By default, the exported PDF files are routed to the current project and the root folder with the name derived from the incoming CHILI document name.

By default, the node will fail if there is an existing document in the target location with the same document name as the exported PDF.

You can choose the option, **New Version if Document already exists** to create a new version if the target document already exists. The node will fail if the incoming file received is not a CHILI document.

6.2.7 Import CHILI Document Text and Images

Existing workflow nodes “**Import Dynamic Text**” and “**Import Dynamic Graphic**” can now process incoming CHILI Documents as well. The nodes will check if the incoming document is a CHILI document, and extract the CHILI variables to create the Text Content and the Image documents accordingly.

6.3 Import/Export Improvements

6.3.1 Support for List Import/Export

As of WebCenter 18.0.1, the export functionality will also export all the necessary information related to Lists if one of the exported task types / attribute categories is dependent on a List. When exporting a Project, Attribute Category or Task Type, WebCenter checks to see if one of the attributes uses a List. If such an attribute is found, WebCenter will automatically create a ZIP archive including all the documents needed to be able to reconstruct the List later.

When exporting Lists, WebCenter will always create a ZIP archive since the documents used by the List have to be exported as well.

When importing such a ZIP archive into WebCenter, the administrator is given an overview of all the lists that will be imported. The administrator can select which lists have to be imported. Important to note is that when importing lists, the administrator must provide the credentials of a database user with “alter schema” permissions, or, alternatively, use the ‘WebCenter’ database user when this user has schema change permissions.

During the import of a List, WebCenter checks if it already exists.

- If it does not contain the list, then a new list is created
- If it does, then WebCenter checks the table name. If that name matches the default WebCenter naming (“WC_LIST...”), WebCenter will delete the existing List and a create a new one.

If the table name doesn’t match the default naming scheme, WebCenter will try to create a new List using the specified table. If for some reason that List cannot be created, the import of the List will fail.

6.3.2 Support for Status and Task Type Icons

When exporting Projects and/or Task Types in WebCenter, all the icons that are being used by the Project status, Task status or the Task Type are also exported along. These icons are included in the exported XML as base64 encoded images.

During the import of such an XML on another server, WebCenter performs some checks to see whether the icons should be imported or not.



- If the icon does not exist, the administrator is given the option to import the new icon.
- If it does, WebCenter will check if the icon in the XML is the exact same icon as the one that it found. If the two icons do not match, the administrator will be given to option to overwrite the icon.

6.3.3 Support for Document Reference Categories

When a task type or attribute category contains a document reference attribute/specification, which in turn uses a reference category, this category will also be exported and imported along with the set of categories/task types that are imported and exported.

6.4 Right-To-Left support

WebCenter 18.0.1 comes with improved support for text written in languages that are read from right to left. This will benefit languages such as Arabic or Hebrew.

It is now possible to define text direction in **Rich Text Attributes**, **Annotations**, **Discussions** and **Workflow Notifications**. You can use the buttons  , to align your text from right to left or left to right.

This is supported also for the Text and Table Content in the Packaging Content Management module (WebCenter Prime only). You can also search the Text and Table content for the RTL languages.

Next to rich text editors, a new type of attribute is also available: "Text (Right to left)". Attributes of this type work like normal text attributes, but values are shown Right to left in for example forms or search results.

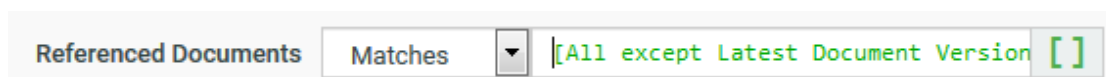
6.5 Search Improvements

6.5.1 New SmartNames

In WebCenter 18.0 the SmartName [Document Version ID] was introduced.

In WebCenter 18.0.1, two new SmartNames are introduced in Search: [All Document Version IDs of Document] and [All except Latest Document Version ID]. These SmartNames can be used in all places where the [Document Version ID] can be used and return respectively all versions of the document or all except the latest version of the document.

A potential use case for these SmartNames is searching for other documents or projects that reference an older version of the current document. Once you find back these other documents/projects you can then take action and update them to reference the latest version.



6.5.2 Text Content Search Changes

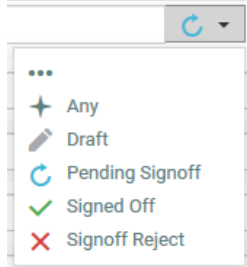
In WebCenter 18.0.1 we did a small change to the Text Content Search. Adding statement filters for a certain language on the search setup page no longer automatically filters text statements which have that language. Now you have to at least enter some text filter or pick a status from the dropdown for filtering.

This change in behavior is useful if you want to add a lot of languages to your search to make them available in the design panel. If you did this before 18.0.1, you would only find text statements having all these languages which would not always be the intention.

Being able to add languages without automatically filtering you statements makes it possible to create a single saved search which can be added.

For example, when used in a menu to search on statements with any combinations of languages and values.

Only entering text or status will result in filtered results. For the case where you do want to find all text statements which have a list of languages without searching on specific text or status we added a new option in the status dropdown: "Any". This option will find text content documents which have (any status for) that language.

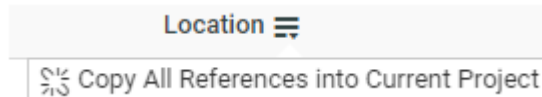


Next to that a bug got fixed which automatically changed the AND/OR button for statements back to OR every time you edited a saved search. The default is AND now and it will no longer automatically change back.

6.6 Document Reference Improvements

6.6.1 Local/Remote column improvements

A bulk action has been introduced to the header of the documents table. This action allows you to convert all available documents in the table that are referenced from another project to a local document.



The value shown in this column has also been visually overhauled to show more clearly the status of each document in the table. You can now tell more easily which documents are referenced and which are local.

6.6.2 Document References and Components in Templates

Having a template or source project with an attribute category containing document reference attributes pointing to local (template) documents, the original behavior was that document references of a new project created from such a template/source project still pointed to the original documents sitting in the template/source project. That is however against most of the use cases.

In WebCenter 18.0.1 we improved that behavior so the document reference attributes copied from the template/source project are automatically changed to reference documents in the new project copied from the template/source project. This is true also for newly referenced documents from the template/source project added on Project Creation page via "Current Project" document source.

Remote documents in the template/source project remain remote in the new project with no change to corresponding document reference (value).

6.6.3 Uploading New version of a referenced document

The already existing feature to upload a new version of a referenced document “inline” in the Documents Table was improved.

Before it was possible to upload multiple new versions to a single document on a single page in one go. The result was undefined and often produced an error.

Now the User Interface prevents user from such a mistake. “**Upload New Version**” button of any document where upload of a new version was initiated are automatically disabled so the user can upload a new version of a given document only once on the page. This works across all Documents Tables on the page no matter how many times the very same document is displayed.

6.7 PCM (WebCenter Prime) and CHILI (Option) Improvements

6.7.1 Content Preview

You can see a preview of the any document with PCM content in two locations. The first one is an optional tab that can be added in the 3rd level menu for Documents. The other one is a replacement of the full screen CHILI editor by the side-by-side preview. This can be configured on the CHILI configuration page.

6.7.2 Preview of Attribute Category for documents

When navigating to preview menu of the document, a page is loaded with two blocks displayed side by side:

- A Document Attribute view on the left side. The Attribute Category’s “Preview” view will be shown.
- A Preview block on the right side.

For a CHILI document, the preview block can be the CHILI editor, for other documents, a purpose-built HTML form can be used to create a content preview.

See the WebCenter User documentation for details on how to configure the content preview options. <https://www.esko.com/en/Support/Product?id=WebCenter&ver=18>

Whenever any changes are made to the attributes in Attribute Category in the Preview tab, the matching text/image placeholders in the preview block are updated in real time. Underneath the Attribute block, buttons are shown to save any changes made.

6.7.3 Enabling CHILI editor in preview

In CHILI setup configuration, a new option is available to enable preview of CHILI documents. By enabling the **View in Preview mode (Document Attribute Category and CHILI view side by side)** option, user is redirected to the preview of CHILI document along with the document attributes.

6.7.4 Customized fonts in PCM

You can now use customized fonts in PCM Master and Translation languages. This helps in creating your Text Content in many languages which has specific custom fonts. For example, you may want to split up Japanese-Japan into two separate languages as Japanese-Shinjitai-Japan and Japanese-Simplified-Japan. They both only differ in the font that they use but are the same content wise. So, we need to be able to distinguish them based on font.

7. Known issues and limitations

7.1 First Search Index rebuild

As with every upgrade, full search index rebuild needs to happen after upgrading to WebCenter 18.0.x from WebCenter 16.1.x or earlier. Note however that **the first search index rebuild after upgrading to 18.0.x from 16.1 or earlier can take considerably longer** than a standard index rebuild as it might need to regenerate all CAD file related search perspectives in the Filestore.

7.2 WebCenter iOS App limitations

The WebCenter iOS App has known limitations when connecting to WebCenter 14.0.2 or earlier. These are described in [KB185607215: WebCenter - Which versions of WebCenter are supported by the WebCenter iOS App for iPhone/iPad.](#)

7.3 Export/Import of document reference properties

When Exporting and Importing a project or project template with document references having document reference properties, these properties are not maintained.

See also Knowledge Base article: [KB76723149: WebCenter - How to import / export setups or configurations from one server to another](#)

7.4 Login tracking Export for Named User Licenses

When login tracking details are saved to Excel, the data shows concurrent license model headers for named user license model.

7.5 Inherit Previously Submitted Approvals does not work with page lists

The ability to inherit approvals submitted as part of the new Approval Workflow functionality described in section **Error! Reference source not found.** of the WebCenter 18.0 Release Notes is not supported for Pagelist type documents.

7.6 RTL Support

Values for a Text (Right to left) attribute might not appear correctly in

- Facet graph in Search Results in Internet Explorer.
- Project History/Document Actions history
- Labels, object names and other non-formatted values when containing a mix of western and Hebrew/Arabic characters.
- Default notification emails containing RTL values

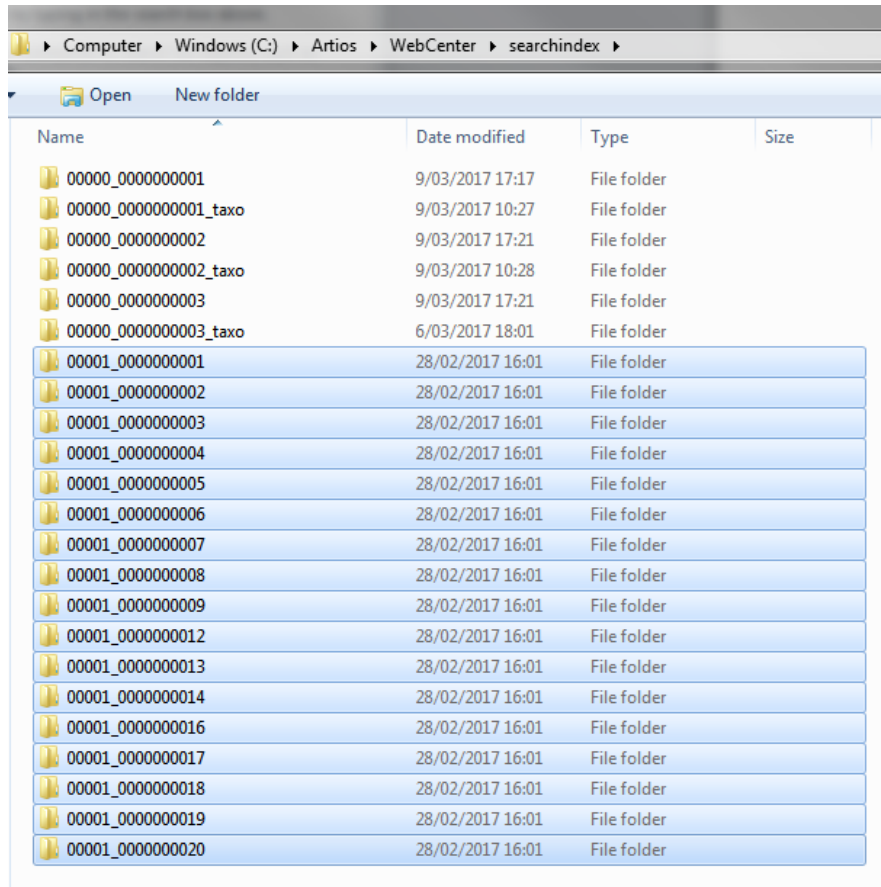
8. Additional Upgrade notes

8.1 Cleaning up old search indexes

As with every upgrade, a full search index rebuild is required after upgrading to WebCenter 18.0.x. If upgrading from WebCenter 16.0 or older, some potentially big folders will be left on the file system which will no longer be used.

After WebCenter 18.0 is installed (can be before the index rebuild) these folders can be deleted to save space. Only folders having a name starting with "00001_"

in the directory "C:\Artios\WebCenter\searchindex" should be removed. All the folders starting with "00000_" should be kept.



9. Solved customer issues

The following customer reported issues was solved in WebCenter 18.0.1:

JIRA Number	CS Number	Description
WCR-26696	CS00983901	Inviting users through the approval UI did not show roles with only view permissions on the folder the approval was happening in.
WCR-26927	CS01006494	All Email notifications send from WCR are now also forwarded to delegates if the option to forward mails is configured in the delegation setup.
WCR-26936	CS01007142	Issue blocking the project/user history was solved.
WCR-26933	CS01005985	Custom labels for date attributes were not taken into account when using the date attribute in search and opening the "More options..." popup. In the popup the original name of the attribute was still shown.
WCR-26924	CS00927602	The HTML5Viewer no longer draws lines that have a style which is not defined in the CAD Plotting Style.
WCR-26915	CS00989523	Project Status Changed event now also sent out as an event Notification upon completion of a Task (if the Task is configured to change Project's Status when completed).
WCR-26926	CS01005769	External Web Connection is now shown full width when accessed from a menu item.
WCR-26921	CS01001354	When faceting on Task Assignee, groups sometimes don't appear in the facet list.

WebCenter 18.0.1 Release Notes

WCR-26914	CS01001693	The header of the project calendar view in a project search was not shown (or shown in the wrong place) when using Safari in some cases. This is fixed in 18.0.1.
WCR-26922	CS01003782	The error token now contains the document copied over from the input token.
WCR-26823	CS01002136	Validation Highlight is now more consistent for all fields in Attribute Category
WCR-26901	CS01003450	Values injected in the rich text attributes through the workflow could not be validated. The validation script has been updated in 18.0.1.
WCR-26890	CS01001669	Due Date offsets for Project Statuses were not taken into account for the prediction of the planning in the project calendar view.
WCR-26727	CS00999597	SDK parameter "allowemptylocation" added to CreateProject.jsp SDK call. Default value is "0" (false) to remain compatible with older versions of WebCenter.
WCR-25195	CS00965537	Saved Search in document source on Project Creation page with "[Customer]" SmartName not always correctly resolving.
WCR-27471	CS01018501	Japanese characters were not displayed properly under My ToDo list block in the dashboard.
WCR-27657	CS01017400	When using the default e-mail templates, the end date of a delegation period was not taken into account, but replaced by the start date. The correct start and end dates are now taken into account in 18.0.1.
WCR-27822	CS01021450	With this fix, languages can now have special XML characters. We will now load all the available languages and don't restrict to 200 languages
WCR-27875	CS01021037	Role name not correctly encoded in the xml output of the InviteMemberToProject SDK call.
WCR-27887	CS01023415	On Task Completion/PCM Text Approval if password is required, on entering the password and then by any means if we close the Password validation dialog then the field was not cleared upon re-open. With this fix, the password textbox will be blank/empty every time the dialog is re-opened upon cancelling.
WCR-27865	CS01014040	Fixed issue where going to project details of a project in the additionally loaded results of an expanded drilldown search produces an error.
WCR-27892	CS01023683	Fixed advanced mode for bulk editing in Search. Advanced mode for bulk edit was broken for setting/changing attribute category, project status, normal text attributes, restricted set attributes, float attributes and attributes with units.