

# Share & Approve

What's New v20.11

Paul Land

Product Manager

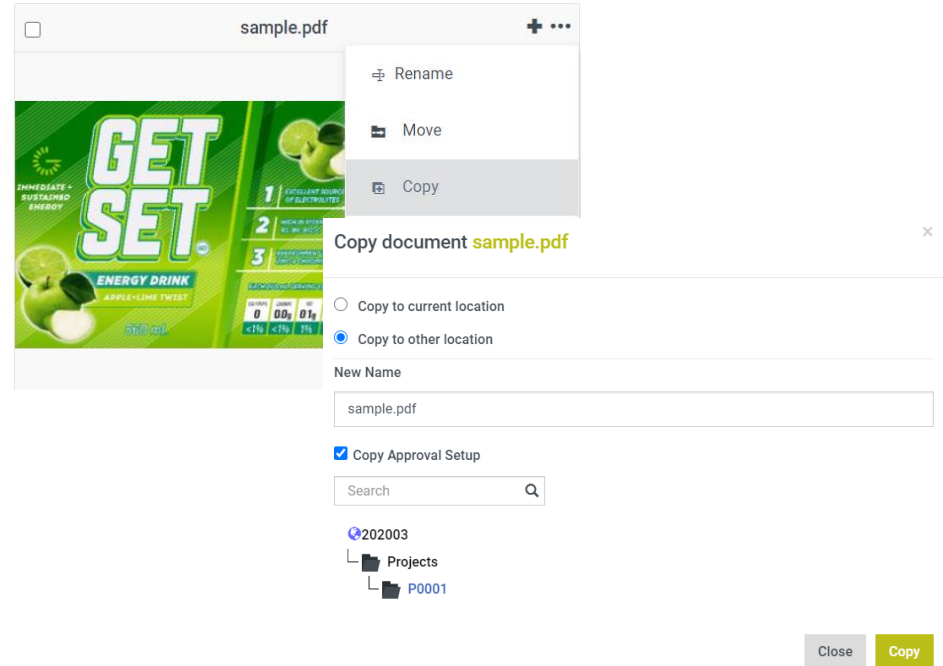
# Contents

- Document Actions
- Viewer Improvements
- New Metadata Tab
- Other Improvements
- Administration Improvements

# Document Actions

## Copy Documents and Folders

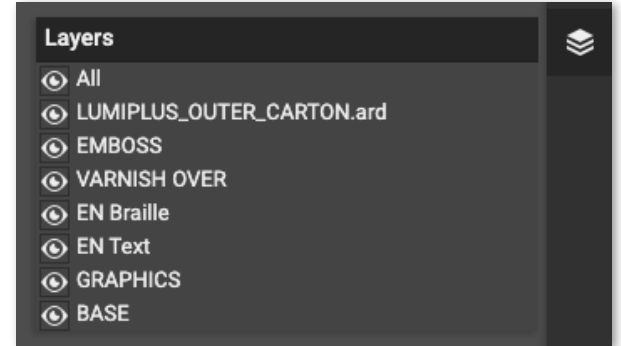
- You can now copy documents and folders
- Ability to copy to another folder
- Ability to copy sub-folders, approval set-up and documents



# Viewer Improvements

## Ability to view layers

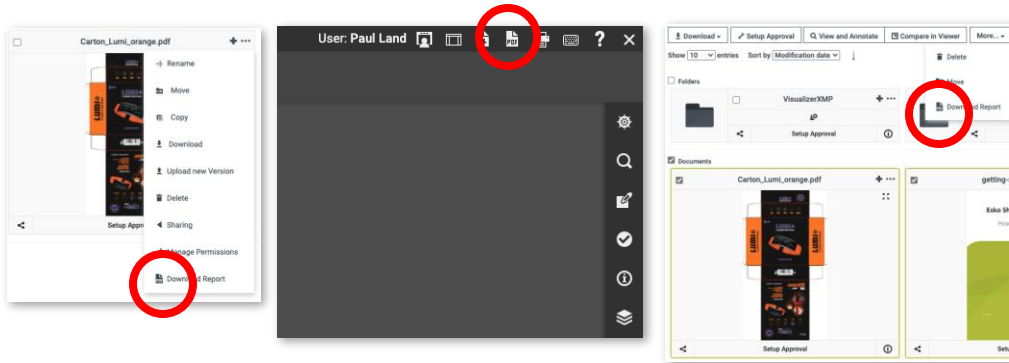
- You can now view layers through the layers widget
- The widget allows you to switch layers on and off
- Can be permission controlled through the workspace configurator



# Download Annotations and Approval Report

Can be accessed from three locations

- From the document details page
- From within the viewer
- When multiple files are selected, via the more button.



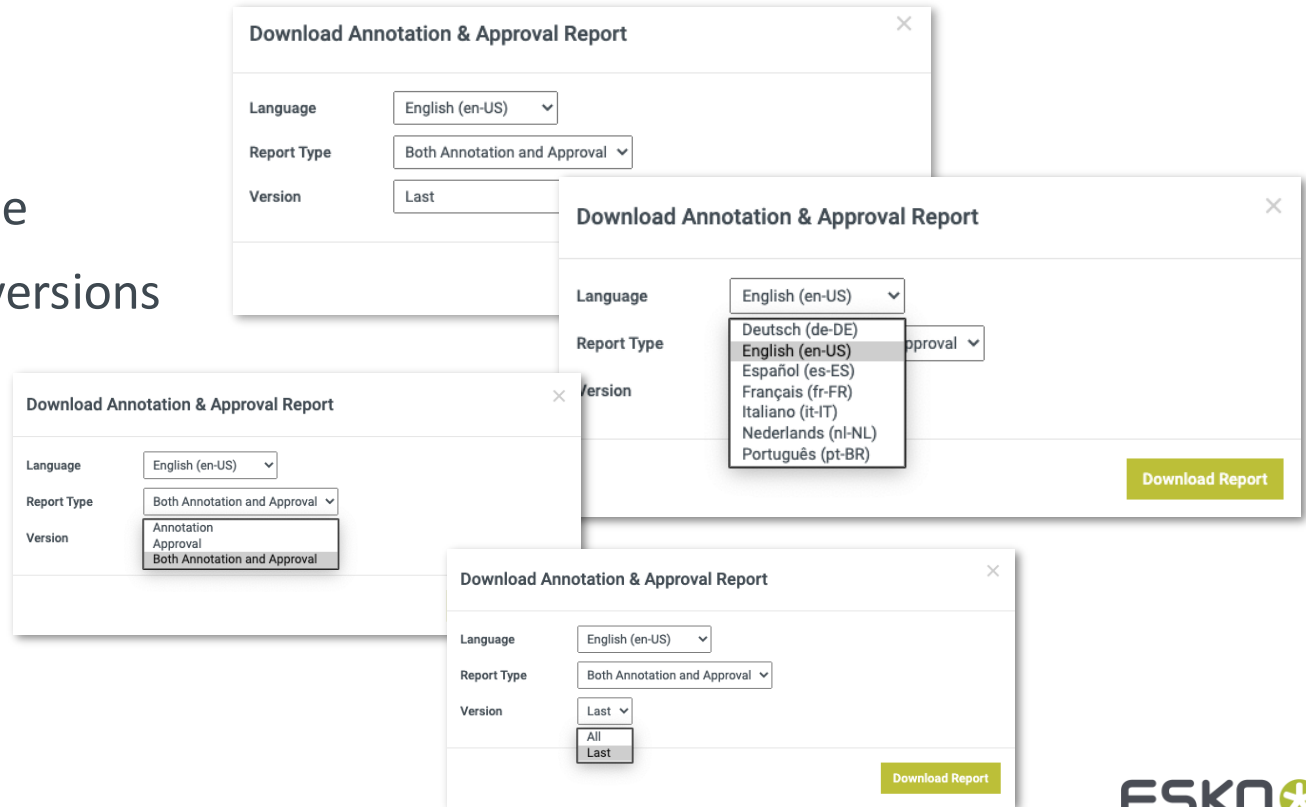
Annotations on page 1

	Date	User	Comment
1	16-Nov-2020 11:48:55 CET	Hans Dewitte	Wrong Barcode. Must be 3215473800
2	16-Nov-2020 11:50:11 CET	Hans Dewitte	Make smaller
3	16-Nov-2020 11:50:33 CET	Hans Dewitte	Change to: Product of Esko Software BV
4	16-Nov-2020 11:51:10 CET	Hans Dewitte	Not the correct logo

# Download Annotations and Approval Report

## Options for report

- Select language
- Select Report type
- Select last or all versions



# Metadata

## New Metadata tab

- Which data is shown depends on the file format.
- The Metadata widget allows to change unit preferences.

Approval	Metadata	History				
General	Inks	Layers				
	<b>Inkname</b>	<b>Inkgroup</b>	<b>Inktype</b>	<b>Printing method</b>	<b>Coverage</b>	<b>Halftones</b>
	Cyan	process	Normal	-	-	LPI: 120 Angle: 22.5
	Magenta	process	Normal	-	-	LPI: 120 Angle: 52.5
	Yellow	process	Normal	-	-	LPI: 120 Angle: 7.5 Dot: C
	Black	process	Normal	-	-	LPI: 120 Angle: 82.5 Dot: C
	Braille	-	Normal	-	-	LPI: 120 Angle: 45
	emboss/deboss - detailed	-	Normal	-	-	LPI: 120 Angle: 45
	gloss spot UV varnish	visualizer	Normal	-	-	LPI: 120 Angle: 45
	satin spot UV varnish	visualizer	Normal	-	-	LPI: 120 Angle: 45
	matt spot UV varnish	visualizer	Normal	-	-	LPI: 120 Angle: 45
	KURZ LASER SELECT	-	Normal	-	-	LPI: 120 Angle: 45
	HEXACHROME ORANGE	-	Normal	-	-	LPI: 120 Angle: 45
	crease	-	-	-	-	-
	Cut	-	-	-	-	-

Approval	Metadata	History		
General	Inks	Layers		
	<b>Layername</b>	<b>Printable</b>	<b>Processing step group</b>	<b>Processing step type</b>
	LUMIPLUS_OUTER_CARTON.ard	Yes	-	-
	EMBOSS	Yes	-	-
	VARNISH OVER	Yes	-	-
	EN Braille	Yes	-	-
	EN Text	Yes	-	-
	GRAPHICS	Yes	-	-
	BASE	Yes	-	-

Carton\_Lumi\_orange.pdf | No Approval Setup Defined

Preview

File Details

Name: Carton\_Lumi\_orange.pdf  
Created by: Land, Paul  
Created on: Sep 10, 2020 at 08:14  
Modified on: Sep 10, 2020 at 08:14  
Size: 3,411 (KB)

Approval Metadata History

General Inks Layers

Mediabox size: H: 181.0226 mm V: 307.7869 mm  
Trimbox size: H: 161.0226 mm V: 287.7869 mm  
Margins: Top: 10 mm Bottom: 10 mm Left: 10 mm Right: 10 mm  
Barcodes: Type: EAN\_8 Code: 21358746 Width Reduction: 0.8 µm Magnification: 1.0499

References

Fonts: Myriad Pro (embeddedsubset)  
ArialMT (embeddedsubset)

Unit Preference Menu:

- ✓ mm
- cm
- in
- ppmm
- ppcm
- ✓ ppi

# Other Improvements

## Language selection when adding unregistered users

- Adding unregistered users to for sharing files or approvals, now comes with the option to select a language
- The user will then receive the email notification in the selected language

The image displays two overlapping screenshots of a software interface. The top screenshot shows a dialog box titled "Unregistered User E-mail Language" with a close button (X) in the top right corner. Below the title, there is a label "Select User Language" followed by a dropdown menu currently showing "English (en-US)". An "OK" button is located in the bottom right corner of the dialog. Below the dialog, a portion of a larger form is visible, showing an email address field with "esko.nonreg@gmail.com" and a search icon. The bottom screenshot shows the same dialog box, but the "Select User Language" dropdown menu is open, displaying a list of languages: Deutsch (de-DE), English (en-US), Español (es-ES), Français (fr-FR), Italiano (it-IT), Nederlands (nl-NL), and Português (pt-BR). The "English (en-US)" option is highlighted. The "OK" button is still visible in the bottom right. The background form is more visible, showing a "Notification Scheme" dropdown set to "System Default Scheme", a "Message" text area with the placeholder "Please enter an Approval Message", and a checked "Add Due Date" option. Below this, there are fields for "Date" (12/11/2020) and "Time" (17:00). At the bottom of the form, there are "Cancel" and "Start Approval Cycle" buttons.



# Other Improvements

## Notification Improvements

- 2 new notification events have been added.
  - New document upload
  - New version upload

## Reporting Improvements

- Annotation and Approval Report
  - More details in an earlier slide
- Export Approval History
  - Done approvals can now be exported to CSV

# Administrative Improvements

## Re-send Activation Link

- You can now see a new user's activation status
- You can now re-send an activation link

## My Transactions

- Improved view on your usage
  - Current period view
  - Cumulative view



Thank you