

MediaBeacon 24.03

What's New Presentation

Jeevan Mallya

March 2024

New Features On Boarding

Restricted Asset Access

Restricted Asset Access

The Restricted Asset Access feature enables a MediaBeacon General User (Requestor), who has been restricted from downloading assets, to submit a request to the Approver (Admin) for permission to download those assets while they remain viewable. Upon approval from the Approver, the Requestor is allowed to download such assets.

- The actual flow begins when the Requester discovers that the assets are viewable but restricted from download.
- The Requester raises a request to the Approver for download.
- The Approver is notified through both email and MediaBeacon notification for action.

Restricted Asset Access

- The Approver reviews the request and takes action by either approving or rejecting it.
- The Requester is notified by email after the Approver action.
- The Requester is permitted to download the assets that have been approved by the Approver.
- The actions performed with this functionality are saved to history. Three new actions are added: Download Request, Download Approved, and Download Rejected.
- The Download Request shows all the assets requested. Download Approved shows the assets that are approved, and Download Rejected shows the assets that are rejected.

Restricted Asset Access

- The "My Requests" window displays the status of all requests raised by the Requestor.
- The "My Tasks" window shows the status of all actions performed by the Approver.

Restricted Asset Access

Requestor Flow

The image illustrates the requestor flow for restricted asset access, divided into three main stages:


- Requestor Form:** A modal window titled "Request to Download" with a close button. It contains a "Reason" dropdown menu (currently showing "Required Value"), a "Description" text area, and a "Send" button.
- Requestor toast after submitting the request:** Two sequential toast notifications. The first says "Sending Request to download UNDO". The second, after a short delay, says "Request ID: 102 for download submitted successfully".
- Requestor Screen after Approval:** A modal window titled "Request ID: 102" with a close button. It displays the status "3 Asset(s) Approved and 2 Asset(s) Rejected" and a "Download Approved Assets" link. The "Approver Details" section shows the approver's name as "sumanth.ts@esko.com" and the status as "Completed". The "Received Date" is "2024-02-22". The "Description" section states "2 assets approved and 2 assets rejected". The "Asset Details (5)" section lists five assets with their respective status icons (green checkmark for approved, red X for rejected):
 - skyFCSearch_fcwidgettest.jpg (2520117) - Approved
 - gtrFCSearch_fcwidgettest.jpg (2520118) - Approved
 - IMG_20150906_080815767_HDR... (2520400) - Rejected
 - IMG_20150906_064253407_HDR... (2520401) - Rejected
 - IMG_20150904_191154500_HDRj... - Approved

Restricted Asset Access

■ Approver Flow

Approval request notification for the Approver

Notifications ▼ All Mark All as Read



Awaiting action for Request ID: 102
[Click to view](#)
0 minutes ago

Approver toast after responding to the request

Response for Request ID: 102 sending UNDO

Approver request response screen

Request ID: 102 ×

Select all Reject Approve

Requestor Details

Requestor Name
sumanth.ts@esko.com





Status
Pending

Received Date
2024-02-22

Reason
others


Description
2 assets approved and 2 assets rejected

Asset Details (5)

- ✓  skyFCSearch_fcwidgettest.jpg
2520117
- ✓  gtrFCSearch_fcwidgettest.jpg
2520118
- ✗  IMG_20150906_080815767_HDR...
2520400
- ✗  IMG_20150906_064253407_HDR...
2520401

Cancel Submit

Confidential - Company Proprietary



Enhancements

Upgrade Ghostscript Version to 10.02.0

User Configuration changes

Upgrade GraphicsMagick Version to 1.3.40

Support SQL Server 2022

New Action on History page

Send External Link Changes

Delete Button Icon in Asset Links

External Portal Tooltip

User Configuration changes

- We have introduced a **User Notes** Text Field and **Update and Send Email** button with this enhancement. The Admin will now be able to add Justification to this new field and send email to users notifying the changes made to User configurations.
- Customized Email Template can be created and added to build in template folder for sending email.
mb3/src/main/resources/built_in/templates/update_user.email.template.
- This Features can also be used to customize their New User registration process.

User Configuration changes

User Type	General User
User Notes	
Primary Group	users
Group Membership	users
	<input type="button" value="Add All"/> <input type="button" value="Clear All"/> <input type="button" value="Clear Invalid"/>
First Name	
Middle Initial	
Last Name	
	<input type="button" value="Update User And Send Email"/> <input type="button" value="Update User"/>

Enhancements

Upgrade GraphicsMagick Version to 1.3.40

- Security fixes and bug fixes are done with this version.

Support SQL Server 2022

- Extended the support to SQL Server 2022 to stay in line with other Esko applications.

New Action on History page

- History page now shows Action for Dictionary Creation and Deletion.

Action	Description
Dictionary Updated	Dictionary is deleted
Dictionary Updated	Dictionary is created

Send External Link Changes

- To field accepts only Email so we changed To Field place holder to show “Type email address”.

Send External Link

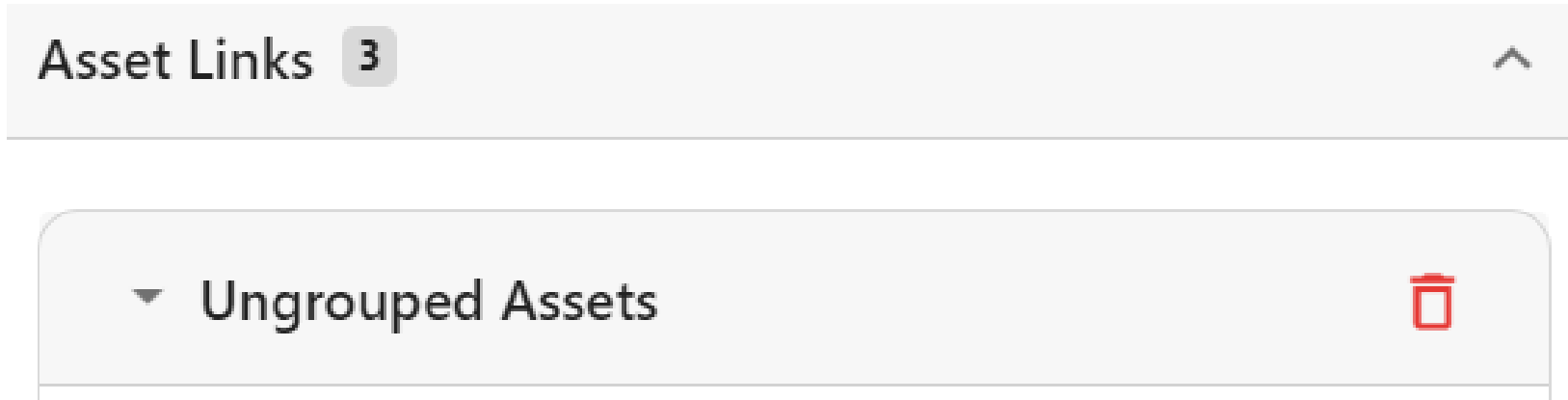


To

Type email address

Delete Button Icon in Asset Links

- Delete button Icon used for deleting entire asset group is also shown in red colour.



External Portal Tooltip

- Tool Tip is shown for Infinite scroll, Tile view and List view icons.

