

DeskPack 24.03

What's New

Frank Woltering

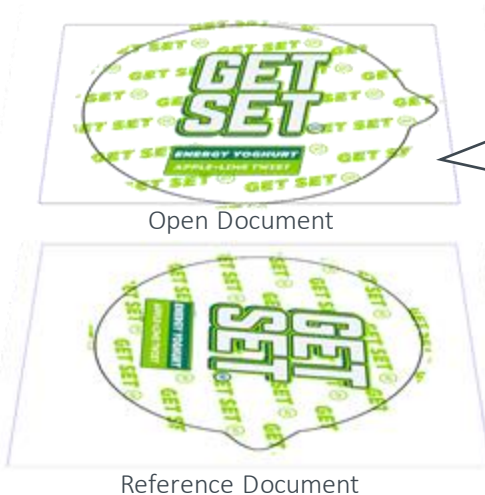
Technical Product Manager Graphic Editing

Compare

No more unintentional changes

Compare Auto-Rotate

- Often, received artwork has a different rotation than the reproduction.
- The viewer now auto-rotates the reference file when aligning it with the artwork. Removing the need to change a file.



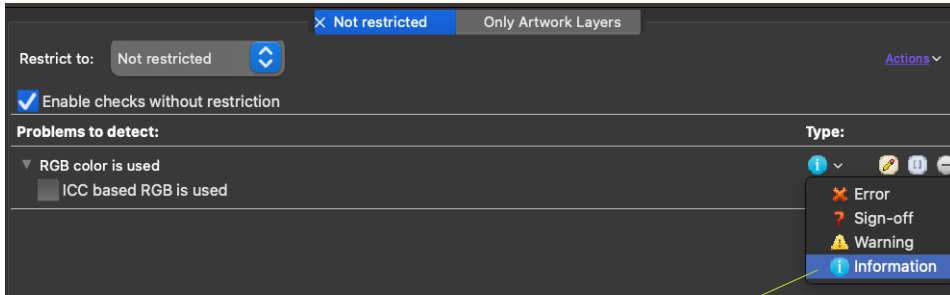
Auto-alignment
despite of
different page-
box setup and
rotation



Packaging Preflight

Logs and Messages of type “Information”

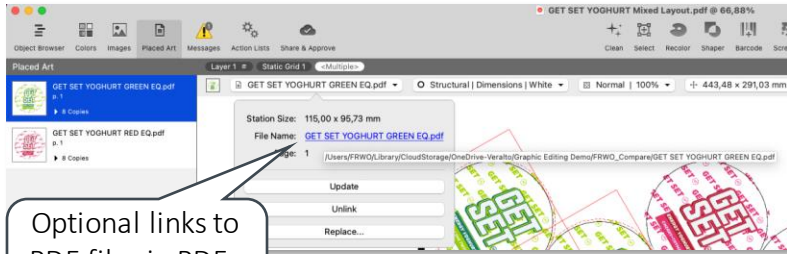
- When editing pre-flight profiles, you can now configure to report only information about the finding



PDF Import

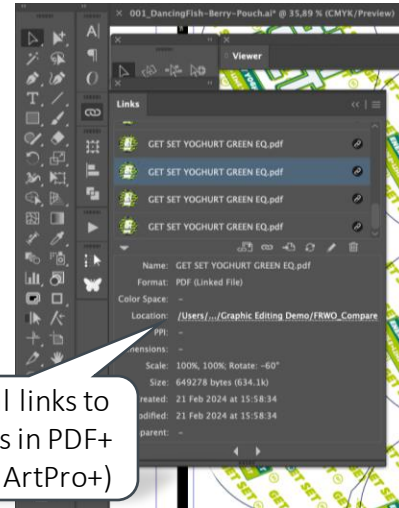
Keep Links to placed PDF Files

- PDF+ can hold information about optional links to PDF files
- When importing such PDF into Illustrator using DeskPack PDF Import the conversion will try to keep the link information



Optional links to PDF files in PDF+ (here in ArtPro+)

Import PDF with PDF Import

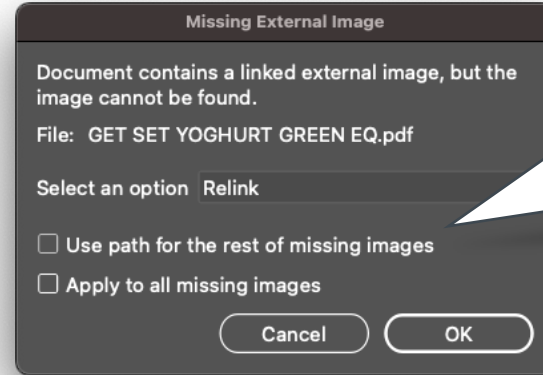
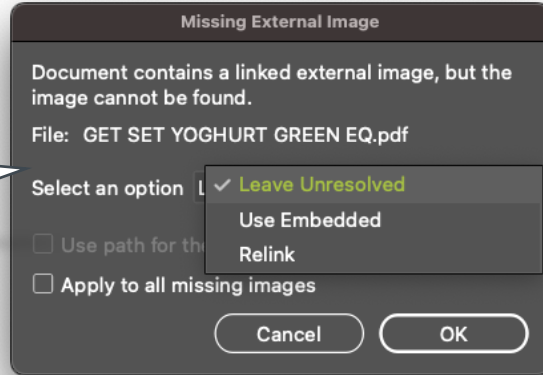


Optional links to PDF files in PDF+ (here in ArtPro+)

Keep Links to placed PDF Files

- If the linked placed art cannot be found, you can choose to use the embedded data or browse for other assets

Choose the action to resolve the broken link



To relink to more PDF files in the same location use the same path for the rest of missing images

PowerLayout Client

New Bleed clipping options for PDF+

- The typical “roll over” of bleeds for flexible packaging layouts can now be configured in PowerLayout Client (Plus-Mode)

The screenshot displays the PowerLayout software interface. The 'Bleed' section is active, showing the following settings:

- Clip Bleed
- Clip at: 3 mm
- Keep Outer Bleed:
- Bleed Overlaps: Clip Overlaps
- Clip at: 2 mm

A callout box points to the 'Bleed Overlaps' section with the text: "Choose the desired size and direction for the bleed overlap." The background shows a layout for a product wrapper with a red and white color scheme and Dutch text.

Miscellaneous

ESKO*