

DeskPack 23.11

What's New

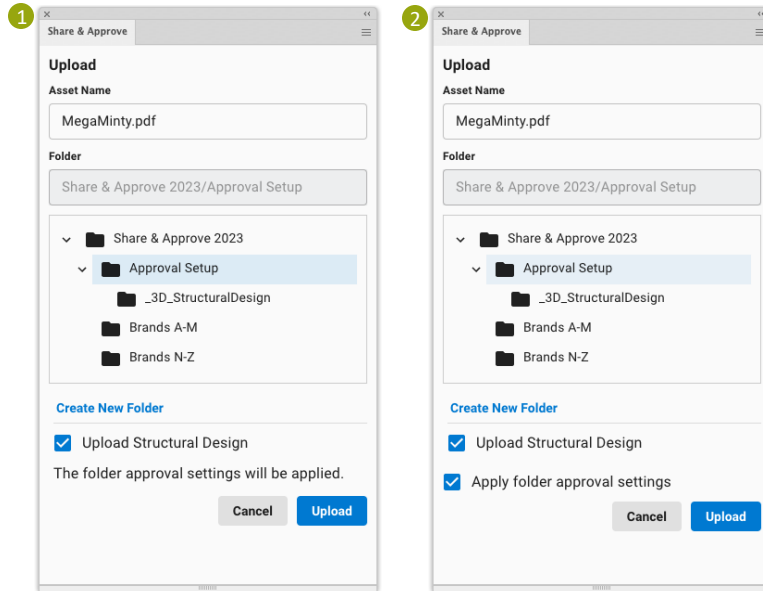
Frank Woltering

Product Manager Graphic Editing

Share & Approve

Share & Approve: Folder Approval

- Automatically start the approval cycle at upload when uploading from ArtPro+ or DeskPack



Approval Preferences

Forward Approvals ⓘ

- ☒ Don't allow
- ☐ Allow Approval Forwarding to registered users
- ☐ Allow Approval Forwarding to registered and unregistered users

Save

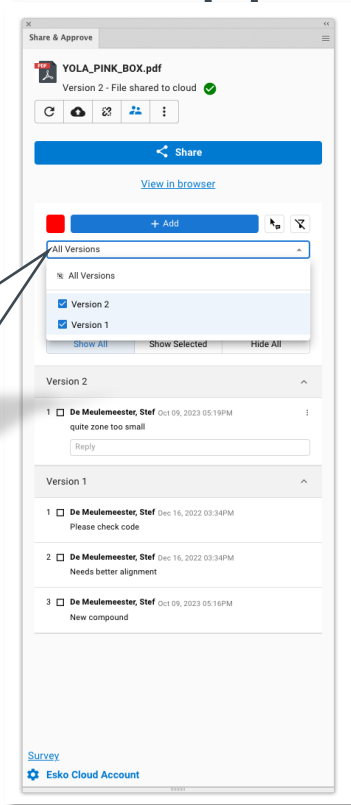
Cancel

Auto Start Approval Settings ⓘ

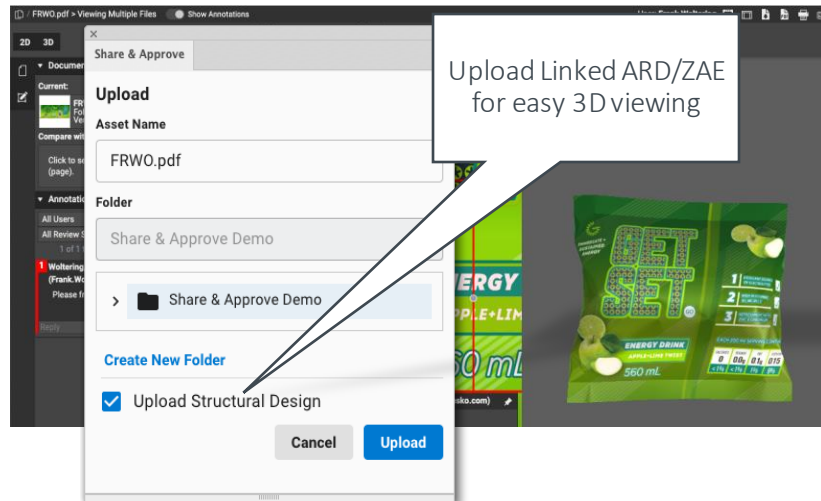
- ☒ Do not start approval after upload
- 1 ☐ Auto start approval after file upload
- 2 ☐ Ask to set approval cycle on file upload

Share & Approve: Inside DeskPack (1)

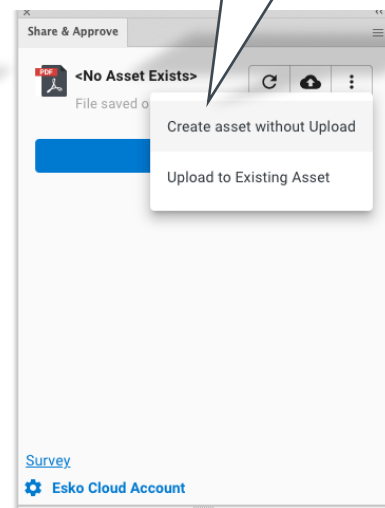
Visualizing
annotations
from
previous
versions



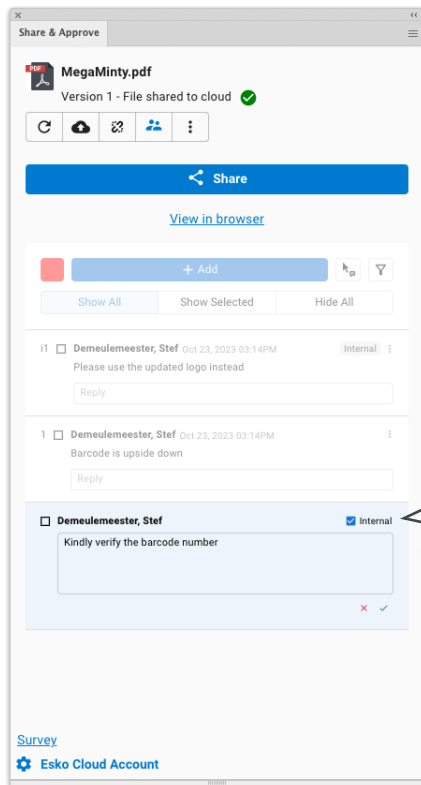
Upload Linked ARD/ZAE
for easy 3D viewing



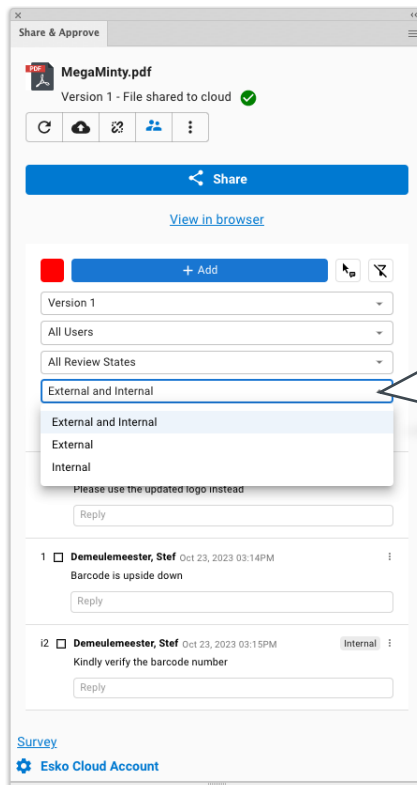
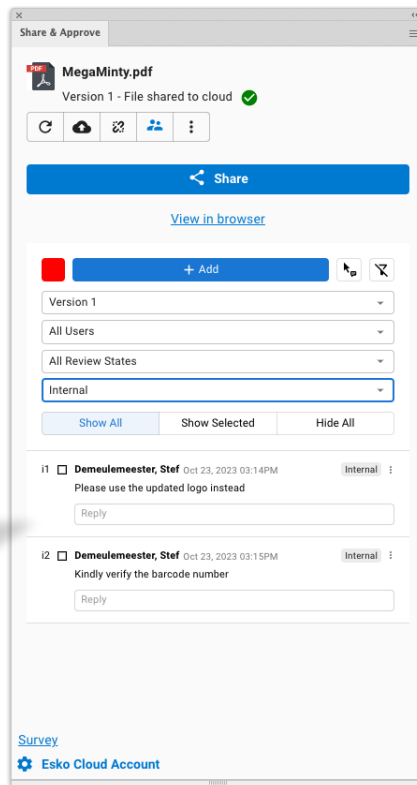
Only store
Annotations in
Share & Approve
for internal
communications



Share & Approve: Inside DeskPack (2)



Classify
annotations
as internal
or external

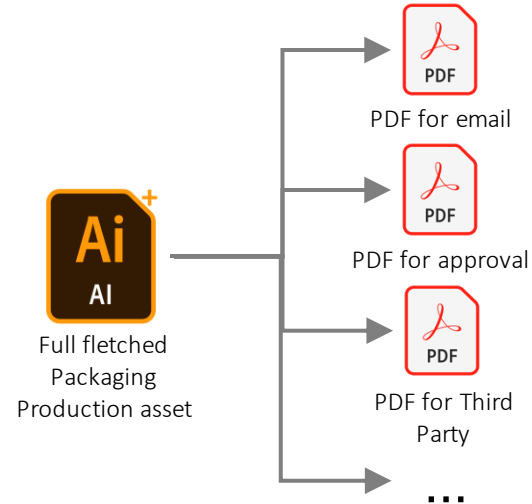
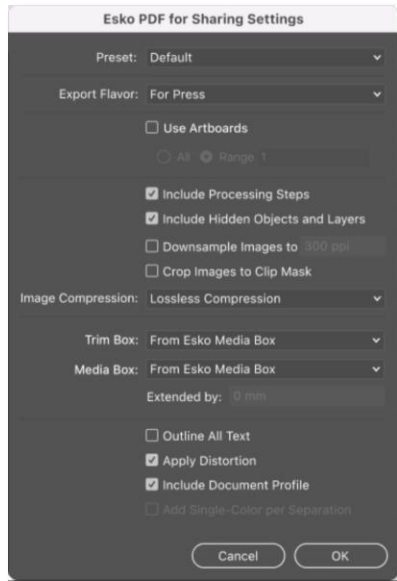


You can
filter on
internal
and/or
external
annotations

Export PDF for sharing and viewing

Export PDF for sharing

- Export to different flavors to share PDF via Email or to rip on third party systems



Export PDF For Viewing

- Not all PDF viewers honor print order or ink opacity resulting in wrong visualisation
- Export PDF For Viewing will “flatten” the artwork and resolve overprint and opacity properties into the graphics



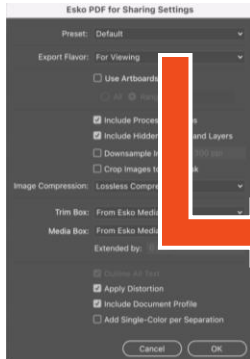
Situation:
Opaque green overprinting grey



View in Esko PDF viewers:
PDF Opacity is honored



Wrong view in “other” PDF viewers:
PDF Opacity is not honored



Export to PDF For Viewing

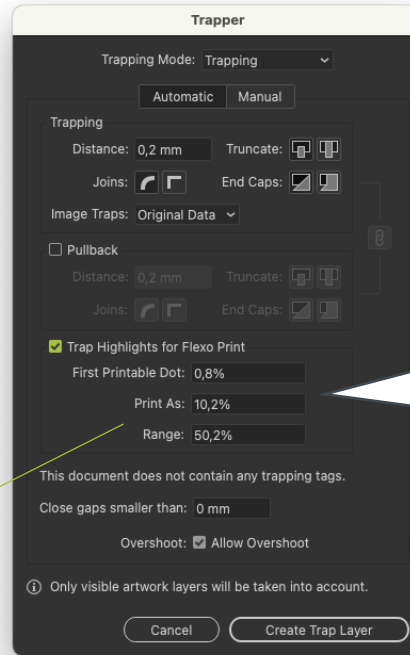



Correct view in “other” PDF viewers.

Trapping

Trapping Improvement: Flexo Print

- Trap Highlights for Flexo Print



Providing Flexo Print parameters enables DeskPack to take dot-gain in highlights into account when trapping

Trapping Improvement: Meshes

- The Trapper is now recognizing meshes and freeform gradients for creating traps accordingly

Barcodes

Barcodes

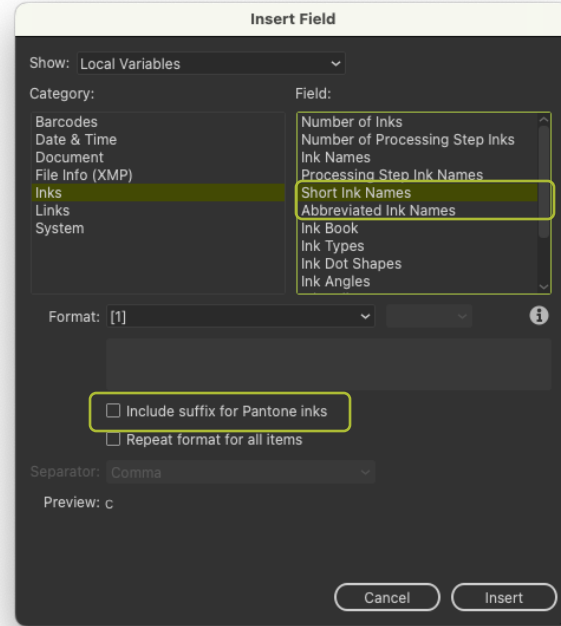
- Support for new GS1 Application Identifiers
- GS1 Application Identifier character set check (N, X, Y, Z)
- Small Box warnings for 2D codes

AI	Data Content	Format	FNC1 Required
4330	Maximum temperature in Fahrenheit	N4+N6+[-]	(FNC1)
4331	Maximum temperature in Celsius	N4+N6+[-]	(FNC1)
4332	Minimum temperature in Fahrenheit	N4+N6+[-]	(FNC1)
4333	Minimum temperature in Celsius	N4+N6+[-]	(FNC1)
7241	AIDC media type	N4+N2	(FNC1)
7242	Version Control Number (VCN)	NX+X...25	(FNC1)
8030	Digital Signature (DigSig)	N4+Z...90	(FNC1)

Dynamic Marks

Dynamic Marks

- Include suffix for Pantone inks
(short and abbreviated separation names) C U M XG

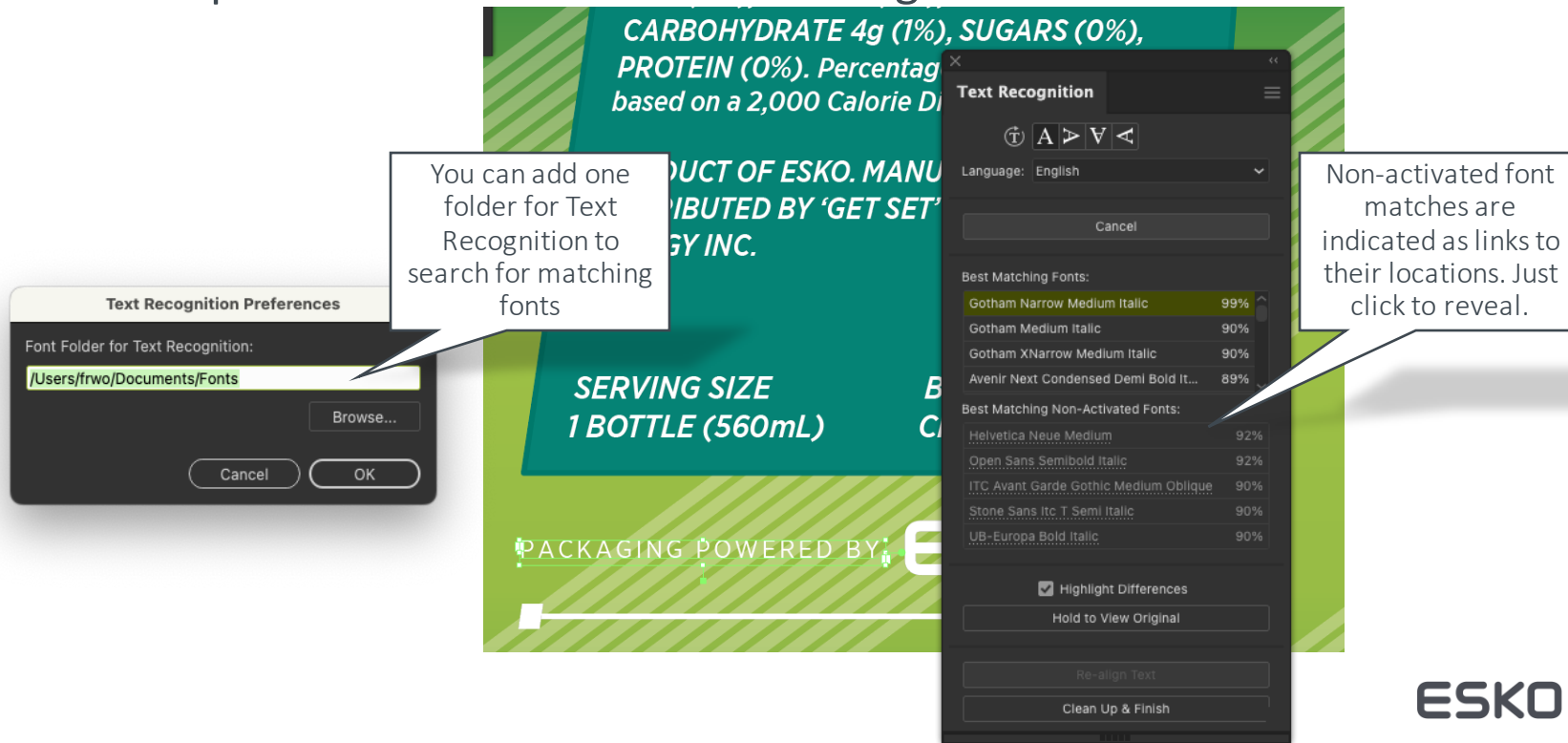


- When exporting PDF+ any mark that gets expanded now has an object name

Text

Text Recognition including non-activated Fonts

- You can expand the search for best matching fonts with a custom font folder



Color

Insert Ink to/Remove Ink from Ink Book

The image shows two overlapping windows from Adobe Acrobat. The background window is the 'Ink Manager' dialog, which lists various inks. The foreground window is the 'Ink Options...' dialog, which has a menu with 'Insert Ink into Ink Book...' highlighted. A callout box points to this menu item with the text: 'Simply add an unregistered ink to a desired ink book'.

Ink Manager

Ink Name	Type	Ink Book	Printing Method
Whity White	Normal	Unknown	Unknown
Process Cyan	Normal	process	Unknown
Process Magenta	Normal	process	Unknown
Process Yellow	Normal	process	Unknown
Process Black	Normal	process	Unknown
PANTONE 375 C	Normal	PANTONE+ Solid Coated	Unknown
PANTONE 335 C	Normal	PANTONE+ Solid Coated	Unknown
PANTONE 354 C	Normal	PANTONE+ Solid Coated	Unknown
PANTONE 877 C	Opaque	PANTONE+ Solid Coated	Unknown

Ink Options...

- ✓ PDF+ (Processing Steps Support)
- Normalized PDF Compatibility
- Show Processing Steps
- Move to Processing Step
- Convert Ink to...
- Convert Ink to CMYK
- Convert all Spot Inks to CMYK
- Insert Ink into Ink Book...**
- Remove Ink from Ink Book...
- Create Ink List
- Process Inks in Images...
- Display Columns
- Assign Default Printing Units
- Assign Default Reverse Printing Units
- Remove Printing Units

Insert Inks into Ink Book

Inks:

- PANTONE 375 C
- PANTONE 335 C
- PANTONE 354 C
- PANTONE 877 C
- Whity White**

Insert into:

- ALL4Pack
- FRC_inkbook
- InkBook FRWO**
- SoftProofing_Profiled inks designer

Details:

Whity White

Ink Book: Unregistered

L: 92.67

a: 9.18

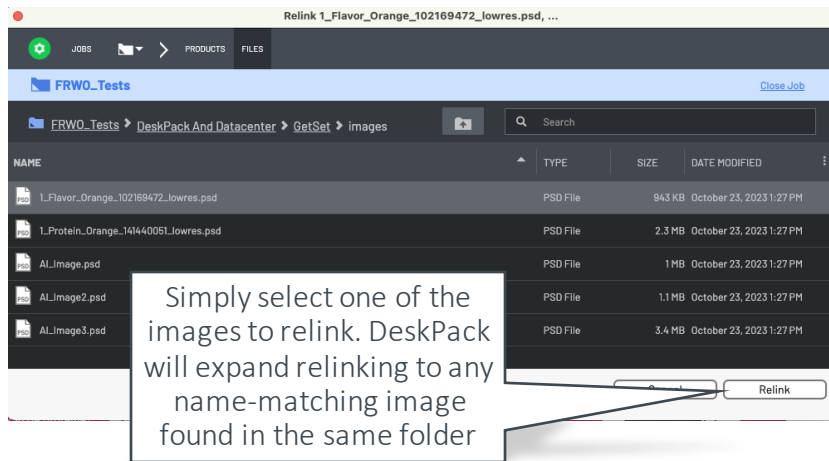
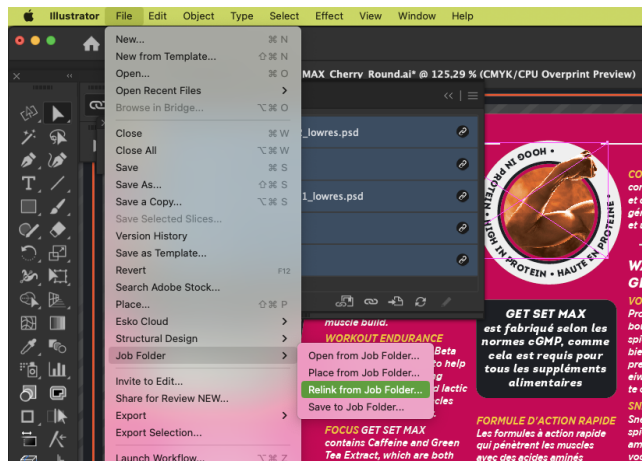
b: -2.51

Done Insert

Linked Images

Relink to Images from Job: Relink selected images

- Swapping to images stored in a job with a single action



- The action will include links to images used in opacity masks

Supported Versions

Compatible with



MacOS 14 (Sonoma)



Adobe Illustrator CC 2024

ESKO*