

DeskPack 22.11

What's New

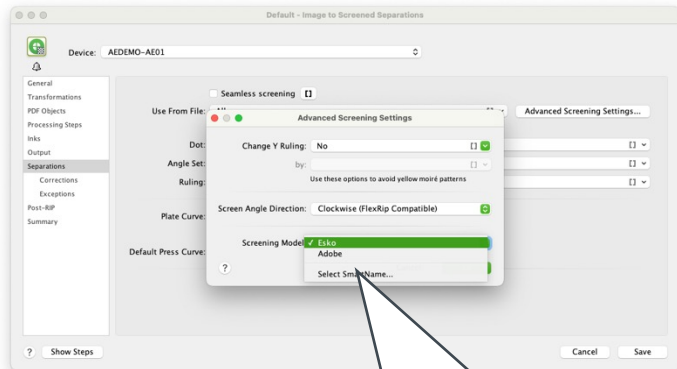
Frank Woltering

Product Manager Graphic Editing

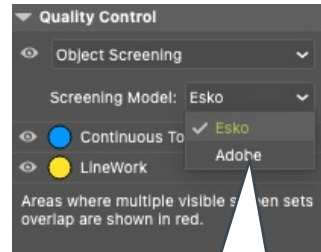
Screening Quality Control

Screening Quality Control

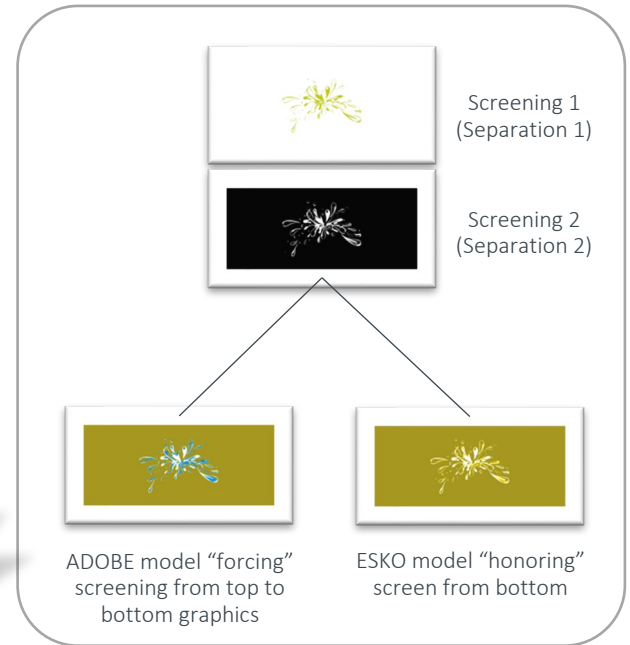
- Fully in sync with Imaging Engine you can set the screening model when using the screening preview mode in DeskPack



Screening Model option in "Image To Screened Separation" ticket



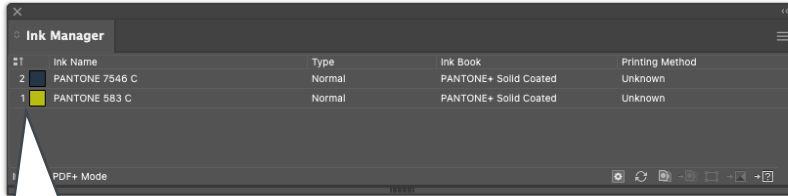
Switch screening model in Screening Quality mode to how you will image the job




Marks

Printing Unit Support

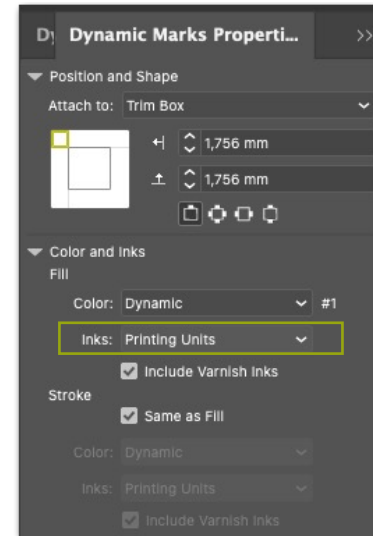
- The new printing unit information can be used to control the coloring of marks



Printing units defined in Ink Manager



Patch sequence and numbering according ink unit setup



Barcodes

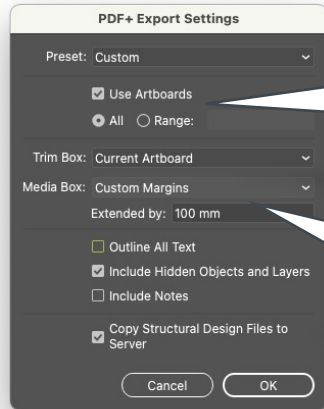
New GS1 “Test-By-Date” Application Identifier

- DeskPack is now supporting the generation of codes including the new 7011 Test-By-Date application identifier



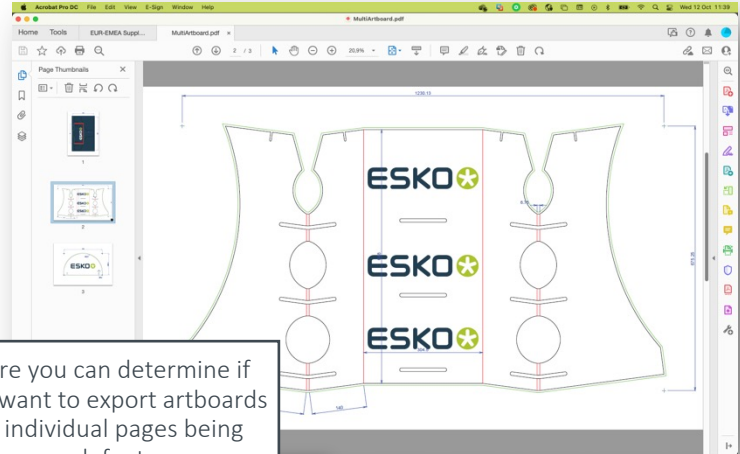
Export Multiple Artboards to PDF

Export Artboards to multi-page PDF+



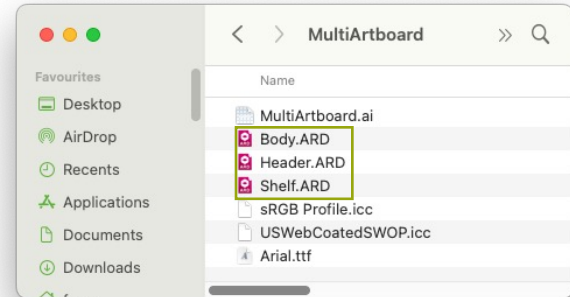
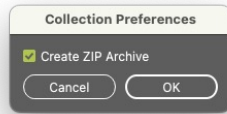
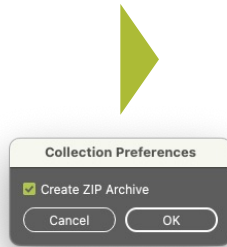
Here you can determine if you want to export artboards to individual pages being default

As the Esko Trim- And Mediabox setup becomes invalid for multiple artboards you can choose a common setup



Collect Multiple Structural Design Files

- If your document features multiple linked structural design files they all will now be fetched when using the preflight collect tool



Adobe Illustrator 27 Support



MacOS Ventura

macOS

Ventura

ESKO*